TeeJet Spray Tips and Nozzles

TeeJet TECHNOLOGIES

	PSI	110°XR/XRC 15-60 PSI	TT 15-90 PSI	TTJ60 20-90 PSI	AIXR 15-90 PSI	AI3070 20-90 PSI	AITTJ60 20-90 PSI	110°AI/AIC 30-115 PSI	TTI60 20-90 PSI	TTI 15-100 PSI	GPM	GPA 20" 4 mph	5 mph	6 mph	7 mph	8 mph	9 mph	10 mph	12 mph	14 mph	16 mph	18 mph	20 mph
015 AI AIC AIXR AI3070 TT TTI XR XRC (100)	20	F	C	—	VC	VC	—	—	—	UC	0.11	8.2	6.5	5.4	4.7	4.1	3.6	3.3	2.7	2.3	2.0	1.8	1.6
	30	F	C	—	C	C	—	UC	—	UC	0.13	9.7	7.7	6.4	5.5	4.8	4.3	3.9	3.2	2.8	2.4	2.1	1.9
	40	F	M	—	C	M	—	XC	—	UC	0.15	11.1	8.9	7.4	6.4	5.6	5.0	4.5	3.7	3.2	2.8	2.5	2.2
	50	F	M	—	M	M	—	VC	—	UC	0.17	12.6	10.1	8.4	7.2	6.3	5.6	5.0	4.2	3.6	3.2	2.8	2.5
	60	F	M	—	M	M	—	VC	—	XC	0.18	13.4	10.7	8.9	7.6	6.7	5.9	5.3	4.5	3.8	3.3	3.0	2.7
	70	—	M	—	M	M	—	VC	—	XC	0.20	14.9	11.9	9.9	8.5	7.4	6.6	5.9	5.0	4.2	3.7	3.3	3.0
	80	—	F	—	M	F	—	VC	—	VC	0.21	15.6	12.5	10.4	8.9	7.8	6.9	6.2	5.2	4.5	3.9	3.5	3.1
	90	—	F	—	M	F	—	C	—	VC	0.23	17.1	13.7	11.4	9.8	8.5	7.6	6.8	5.7	4.9	4.3	3.8	3.4
02 AI AIC AIXR TT TTI TTI60 XR XRC (50) AI3070 AITTJ60 TTJ60 (100)	20	F	VC	C	VC	XC	XC	—	UC	UC	0.14	10.4	8.3	6.9	5.9	5.2	4.6	4.2	3.5	3.0	2.6	2.3	2.1
	30	F	C	C	VC	VC	VC	UC	UC	UC	0.17	12.6	10.1	8.4	7.2	6.3	5.6	5.0	4.2	3.6	3.2	2.8	2.5
	40	F	M	M	C	C	C	XC	XC	UC	0.20	14.9	11.9	9.9	8.5	7.4	6.6	5.9	5.0	4.2	3.7	3.3	3.0
	50	F	M	M	C	M	C	XC	XC	UC	0.22	16.3	13.1	10.9	9.3	8.2	7.3	6.5	5.4	4.7	4.1	3.6	3.3
	60	F	M	M	M	M	C	VC	VC	XC	0.24	17.8	14.3	11.9	10.2	8.9	7.9	7.1	5.9	5.1	4.5	4.0	3.6
	70	—	M	M	M	M	M	VC	VC	XC	0.26	19.3	15.4	12.9	11.0	9.7	8.6	7.7	6.4	5.5	4.8	4.3	3.9
	80	—	F	M	M	M	M	VC	VC	VC	0.28	21	16.6	13.9	11.9	10.4	9.2	8.3	6.9	5.9	5.2	4.6	4.2
	90	—	F	M	M	F	M	VC	VC	VC	0.30	22	17.8	14.9	12.7	11.1	9.9	8.9	7.4	6.4	5.6	5.0	4.5
025 AI AIC AIXR TT TTI TTI60 XR XRC (50) AI3070 AITTJ60 TTJ60 (100)	20	M	VC	VC	XC	XC	XC	—	UC	UC	0.18	13.4	10.7	8.9	7.6	6.7	5.9	5.3	4.5	3.8	3.3	3.0	2.7
	30	F	C	C	VC	VC	VC	UC	UC	UC	0.22	16.3	13.1	10.9	9.3	8.2	7.3	6.5	5.4	4.7	4.1	3.6	3.3
	40	F	M	C	VC	C	VC	XC	XC	UC	0.25	18.6	14.9	12.4	10.6	9.3	8.3	7.4	6.2	5.3	4.6	4.1	3.7
	50	F	M	M	C	C	C	XC	XC	UC	0.28	21	16.6	13.9	11.9	10.4	9.2	8.3	6.9	5.9	5.2	4.6	4.2
	60	F	M	M	C	M	C	XC	VC	UC	0.31	23	18.4	15.3	13.2	11.5	10.2	9.2	7.7	6.6	5.8	5.1	4.6
	70	—	M	M	C	M	M	VC	VC	XC	0.33	25	19.6	16.3	14.0	12.3	10.9	9.8	8.2	7.0	6.1	5.4	4.9
	80	—	F	M	C	M	M	VC	VC	XC	0.35	26	21	17.3	14.9	13.0	11.6	10.4	8.7	7.4	6.5	5.8	5.2
	90	—	F	M	M	M	M	VC	VC	VC	0.38	28	23	18.8	16.1	14.1	12.5	11.3	9.4	8.1	7.1	6.3	5.6
03 AI AIC AIXR AITTJ60 AI3070 TT TTI TTI60 XR XRC (50) TTJ60 (100)	20	M	VC	VC	XC	UC	UC	—	UC	UC	0.21	15.6	12.5	10.4	8.9	7.8	6.9	6.2	5.2	4.5	3.9	3.5	3.1
	30	F	VC	C	VC	VC	XC	UC	UC	UC	0.26	19.3	15.4	12.9	11.0	9.7	8.6	7.7	6.4	5.5	4.8	4.3	3.9
	40	F	C	C	VC	VC	VC	XC	UC	UC	0.30	22	17.8	14.9	12.7	11.1	9.9	8.9	7.4	6.4	5.6	5.0	4.5
	50	F	M	M	C	C	VC	XC	UC	UC	0.34	25	20	16.8	14.4	12.6	11.2	10.1	8.4	7.2	6.3	5.6	5.0
	60	F	M	M	C	C	C	VC	XC	UC	0.37	27	22	18.3	15.7	13.7	12.2	11.0	9.2	7.8	6.9	6.1	5.5
	70	—	M	M	C	C	C	VC	XC	XC	0.40	30	24	19.8	17.0	14.9	13.2	11.9	9.9	8.5	7.4	6.6	5.9
	80	—	M	M	C	M	C	VC	VC	XC	0.42	31	25	21	17.8	15.6	13.9	12.5	10.4	8.9	7.8	6.9	6.2
	90	—	F	M	M	M	M	VC	VC	XC	0.45	33	27	22	19.1	16.7	14.9	13.4	11.1	9.5	8.4	7.4	6.7
04 AI AIC AITTJ60 AIXR AI3070 TT TTI TTI60 TTJ60 XR XRC (50)	20	M	VC	VC	XC	UC	UC	—	UC	UC	0.28	21	16.6	13.9	11.9	10.4	9.2	8.3	6.9	5.9	5.2	4.6	4.2
	30	M	C	C	XC	XC	XC	UC	UC	UC	0.35	26	21	17.3	14.9	13.0	11.6	10.4	8.7	7.4	6.5	5.8	5.2
	40	M	C	C	VC	VC	VC	XC	UC	UC	0.40	30	24	19.8	17.0	14.9	13.2	11.9	9.9	8.5	7.4	6.6	5.9
	50	F	M	M	VC	VC	VC	VC	UC	UC	0.45	33	27	22	19.1	16.7	14.9	13.4	11.1	9.5	8.4	7.4	6.7
	60	F	M	M	VC	VC	C	VC	XC	UC	0.49	36	29	24	21	18.2	16.2	14.6	12.1	10.4	9.1	8.1	7.3
	70	—	M	M	C	C	C	VC	XC	XC	0.53	39	31	26	22	19.7	17.5	15.7	13.1	11.2	9.8	8.7	7.9
	80	—	M	M	C	C	M	VC	VC	XC	0.57	42	34	28	24	21	18.8	16.9	14.1	12.1	10.6	9.4	8.5
	90	—	F	M	C	C	M	VC	VC	VC	0.60	45	36	30	25	22	19.8	17.8	14.9	12.7	11.1	9.9	8.9
05 AI AIC AITTJ60 AIXR AI3070 TT TTI TTI60 TTJ60 XR XRC (50)	20	M	VC	VC	XC	UC	UC	—	UC	UC	0.35	26	21	17.3	14.9	13.0	11.6	10.4	8.7	7.4	6.5	5.8	5.2
	30	M	C	C	XC	XC	XC	UC	UC	UC	0.43	32	26	21	18.2	16.0	14.2	12.8	10.6	9.1	8.0	7.1	6.4
	40	M	M	C	VC	VC	VC	XC	UC	UC	0.50	37	30	25	21	18.6	16.5	14.9	12.4	10.6	9.3	8.3	7.4
	50	F	M	C	VC	VC	VC	XC	UC	UC	0.56	42	33	28	24	21	18.5	16.6	13.9	11.9	10.4	9.2	8.3
	60	F	M	M	VC	C	VC	VC	XC	XC	0.61	45	36	30	26	23	20	18.1	15.1	12.9	11.3	10.1	9.1
	70	—	M	M	C	C	C	VC	XC	XC	0.66	49	39	33	28	25	22	19.6	16.3	14.0	12.3	10.9	9.8
	80	—	F	M	C	C	C	VC	VC	VC	0.71	53	42	35	30	26	23	21	17.6	15.1	13.2	11.7	10.5
	90	—	F	M	C	C	M	VC	VC	VC	0.75	56	45	37	32	28	25	22	18.6	15.9	13.9	12.4	11.1
06 AI AIC AITTJ60 AIXR TT TTI TTI60 TTJ60 XR XRC (50)	20	M	VC	VC	XC	—	UC	—	UC	UC	0.42	31	25	21	17.8	15.6	13.9	12.5	10.4	8.9	7.8	6.9	6.2
	30	M	C	C	XC	—	XC	UC	UC	UC	0.52	39	31	26	22	19.3	17.2	15.4	12.9	11.0	9.7	8.6	7.7
	40	M	M	C	VC	—	VC	XC	UC	UC	0.60	45	36	30	25	22	19.8	17.8	14.9	12.7	11.1	9.9	8.9
	50	M	M	C	VC	—	VC	XC	UC	XC	0.67	50	40	33	28	25	22	19.9	16.6	14.2	12.4	11.1	9.9
	60	F	M	M	VC	—	C	XC	XC	XC	0.73	54	43	36	31	27	24	22	18.1	15.5	13.6	12.0	10.8
	70	—	M	M	VC	—	C	VC	XC	VC	0.79	59	47	39	34	29	26	23	19.6	16.8	14.7	13.0	11.7
	80	—	F	M	C	—	C	VC	XC	VC	0.85	63	50	42	36	32	28	25	21	18.0	15.8	14.0	12.6
	90	—	F	M	C	—	M	VC	XC	C	0.90	67	53	45	38	33	30	27	22	19.1	16.7	14.9	13.4
08 AI AIC AITTJ60 AIXR TT TTI TTI60 TTJ60 XR XRC (50)	20	C	VC	VC	UC	—	UC	—	UC	UC	0.57	42	34	28	24	21	18.8	16.9	14.1	12.1	10.6	9.4	8.5
	30	C	C	VC	XC	—	UC	UC	UC	UC	0.69	51	41	34	29	26	23	20	17.1	14.6	12.8	11.4	10.2
	40	M	M	C	XC	—	XC	UC	UC	UC	0.80	59	48	40	34	30	26	24	19.8	17.0	14.9	13.2	11.9
	50	M	M	C	VC	—	XC	XC	UC	UC	0.89	66	53	44	38	33	29	26	22	18.9	16.5	14.7	13.2
	60	M	M	C	VC	—	VC	XC	UC	UC	0.98	73	58	49	42	36	32	29	24	21	18.2	16.2	14.6
	70	—	F	C	VC	—	VC	VC	UC	UC	1.06	79	63	52	45	39	35	31	26	22	19.7	17.5	15.7
	80	—	F	M	C	—	VC	VC	UC	XC	1.13	84	67	56	48	42	37	34	28	24	21	18.6	16.8
	90	—	F	M	C	—	C	VC	XC	XC	1.20	89	71	59	51	45	40	36	30	25	22	19.8	17.8
10 AITTJ60 TTJ60 (50) AIC AIXR TT TTI XR XRC	20	C	XC	XC	UC	—	UC	—	—	UC	0.71	53	42	35	30	26	23	21	18	15	13	12	11
	30	C	VC	VC	UC	—	UC	UC	—	UC	0.87	65	52	43	37	32	29	26	22	18	16	14	13
	40	M	VC	VC	XC	—	UC	UC	—	UC	1.00	74	59	50	42	37	33	30	25	21	19	17	15
	50	M	C	VC	XC	—	XC	UC	—	UC	1.12	83	67	55	48	42	37	33	28	24	21	18	17
	60	M	C	C	VC	—	XC	XC	—	UC	1.22	91	72	60	52	45	40	36	30	26	23	20	18
	70	—	C	C	VC	—	XC	XC	—	UC	1.32	98	78	65	56	49	44	39	33	28	25	22	20
	80	—	C	C	VC	—	XC	VC	—	XC	1.41	105	84	70	60	52	47	42	35	30	26	23	21
	90	—	M	C	VC	—	VC	VC	—	XC	1.50	111	89	74	64	56	50	45	37	32	28	25	22

EXTREMELY FINE (XF)	VERY FINE (VF)	FINE (F)	MEDIUM (M)	COARSE (C)	VERY COARSE (VC)	EXTREMELY COARSE (XC)	ULTRA COARSE (UC)

	20"	Tip Spacing	GPA Conversion Factor
80°	30"	15"	1.33
110°	20"	30"	0.67

LI-TJ221 (Matches Tank Sticker LI-TJ143-R3)

© TeeJet Technologies 2017

TeeJet® Specialty Application Nozzle Selection Guide

		HERBICIDES			FUNGICIDES		INSECTICIDES	
		PRE-EMERGENCE	POST-EMERGENCE					
			CONTACT	SYSTEMIC	CONTACT	SYSTEMIC	CONTACT	SYSTEMIC
BANDING	AI TeeJet® EVEN Reference page 29	EXCELLENT	GOOD	EXCELLENT	GOOD	EXCELLENT	GOOD	EXCELLENT
BANDING	TeeJet® EVEN Reference page 31	GOOD	VERY GOOD	GOOD	VERY GOOD	GOOD	VERY GOOD	GOOD
BANDING	TwinJet® EVEN Reference page 32		EXCELLENT		EXCELLENT		EXCELLENT	
DIRECTED SPRAYING	AI TeeJet® EVEN Reference page 29	VERY GOOD	GOOD	EXCELLENT	GOOD	EXCELLENT	GOOD	EXCELLENT
DIRECTED SPRAYING	TeeJet® EVEN Reference page 31	GOOD	GOOD	GOOD	GOOD	GOOD	GOOD	GOOD
DIRECTED SPRAYING	TwinJet® EVEN Reference page 32		VERY GOOD		VERY GOOD		VERY GOOD	
DIRECTED SPRAYING	AIUB TeeJet® Reference page 33		GOOD	EXCELLENT	GOOD	EXCELLENT	GOOD	EXCELLENT
DIRECTED SPRAYING	AITX ConeJet® Reference page 38		GOOD	EXCELLENT	GOOD	EXCELLENT	GOOD	EXCELLENT
DIRECTED SPRAYING	ConeJet® Reference pages 28 & 35		EXCELLENT		EXCELLENT		EXCELLENT	
AIR BLAST	ConeJet® Reference pages 36–37		EXCELLENT	GOOD	EXCELLENT	GOOD	EXCELLENT	GOOD
AIR BLAST	Disc-Core Reference pages 40–41		EXCELLENT	GOOD	EXCELLENT	GOOD	EXCELLENT	GOOD

Note: Consult the chemical manufacturer's product label for specific rate and application recommendations.

TeeJet® Liquid Fertilizer Nozzle Selection Guide

	BROADCAST	DIRECTED
StreamJet (7-ORIFICE) Reference page 43	EXCELLENT	VERY GOOD
StreamJet (3-ORIFICE) Reference page 42	VERY GOOD	EXCELLENT
StreamJet (SINGLE-ORIFICE) Reference page 45		EXCELLENT
CP4916 (ORIFICE PLATE) Reference page 44		EXCELLENT
TP TeeJet (LARGE CAPACITY) Reference page 12	VERY GOOD	
AI TeeJet AIC TeeJet (LOW VOLUME) Reference pages 7–8	VERY GOOD	
AIUB TeeJet (LOW VOLUME) Reference page 33		VERY GOOD
Turbo TeeJet® Induction Reference page 9	EXCELLENT	
Turbo FloodJet® Reference page 19	EXCELLENT	
QCTF Turbo FloodJet® Reference page 21	EXCELLENT	

Note: Consult the chemical manufacturer's product label for specific rate and application recommendations.

LIQUID FERTILIZER APPLICATION

Just as in applying crop protection products, the proper application of liquid fertilizer is important. Delivering nutrients to the crop in a timely and effective manner while minimizing crop damage is essential. TeeJet Technologies offers an extensive selection of nozzles specifically designed to maximize the performance of your liquid fertilizer application.

Solid stream nozzles, offered in both single- and multiple-stream versions, are designed to deliver fertilizer to the soil surface where it can be effectively utilized by the crop. By creating solid liquid streams, these nozzles greatly reduce foliar coverage in standing crop in order to minimize leaf burn. TeeJet Technologies StreamJet nozzles provide the ideal blend of compact, reliable design, ease of installation and affordable pricing.

In some cases, the use of a broadcast nozzle for fertilizer application may be desirable. This could include combined fertilizer/pesticide applications, foliar feeding or broadcast liquid fertilization of bare ground. For these applications TeeJet Technologies offers a wide variety of low drift, flat spray nozzles.

Liquid Density Conversion

When selecting a specific capacity tip for liquid fertilizer application, always correct for liquid density. Application charts shown in this catalog are based on spraying water. Many fertilizer solutions are denser than water, which will affect the application rate. Please see page 125 for a list of density conversion factors.

Example:

Desired application rate is 20 GPA of 28% Nitrogen. Determine the correct nozzle size as follow:

GPA (liquid other than water) x Conversion Factor = GPA (from table in catalog)

20 GPA (28%) x 1.13 = 22.6 GPA (water)

The applicator should choose a nozzle size that will supply 22.6 GPA of water at the desired pressure.

Turbo TeeJet® Wide Angle Flat Spray Tips

Typical Applications:

Mid-range droplet size offers very good coverage with moderate drift control. Ideal for contact products, including herbicides, fungicides and insecticides.

Features:

- Tapered edge wide angle flat spray pattern for uniform coverage in broadcast spraying.
- Large, rounded internal passage to minimize clogging.
- Excellent resistance to corrosive solutions.
- Superior wear characteristics.
- Larger droplets for less drift—15–90 PSI (1–6 bar).
- Automatic spray alignment with 114441-*-CELR Quick TeeJet cap and gasket for capacities 01 thru 08; 114502-*-CELR for capacities 10 and 12.
- Unique internal configuration means substantially longer wear life.

	PSI	DROP SIZE	CAPACITY ONE NOZZLE IN GPM	CAPACITY ONE NOZZLE IN OZ./MIN.	GPA (20") 4 MPH	5 MPH	6 MPH	8 MPH	10 MPH	12 MPH	15 MPH	20 MPH	GALLONS PER 1000 SQ. FT. 2 MPH	3 MPH	4 MPH	5 MPH
TT11001 (100)	15	C	0.061	7.8	4.5	3.6	3.0	2.3	1.8	1.5	1.2	0.91	0.21	0.14	0.10	0.08
	20	C	0.071	9.1	5.3	4.2	3.5	2.6	2.1	1.8	1.4	1.1	0.24	0.16	0.12	0.10
	30	M	0.087	11	6.5	5.2	4.3	3.2	2.6	2.2	1.7	1.3	0.30	0.20	0.15	0.12
	40	M	0.10	13	7.4	5.9	5.0	3.7	3.0	2.5	2.0	1.5	0.34	0.23	0.17	0.14
	50	M	0.11	14	8.2	6.5	5.4	4.1	3.3	2.7	2.2	1.6	0.37	0.25	0.19	0.15
	60	F	0.12	15	8.9	7.1	5.9	4.5	3.6	3.0	2.4	1.8	0.41	0.27	0.20	0.16
	75	F	0.14	18	10.4	8.3	6.9	5.2	4.2	3.5	2.8	2.1	0.48	0.32	0.24	0.19
	90	F	0.15	19	11.1	8.9	7.4	5.6	4.5	3.7	3.0	2.2	0.51	0.34	0.26	0.20
TT110015 (100)	15	VC	0.092	12	6.8	5.5	4.6	3.4	2.7	2.3	1.8	1.4	0.31	0.21	0.16	0.13
	20	C	0.11	14	8.2	6.5	5.4	4.1	3.3	2.7	2.2	1.6	0.37	0.25	0.19	0.15
	30	C	0.13	17	9.7	7.7	6.4	4.8	3.9	3.2	2.6	1.9	0.44	0.29	0.22	0.18
	40	M	0.15	19	11.1	8.9	7.4	5.6	4.5	3.7	3.0	2.2	0.51	0.34	0.26	0.20
	50	M	0.17	22	12.6	10.1	8.4	6.3	5.0	4.2	3.4	2.5	0.58	0.39	0.29	0.23
	60	M	0.18	23	13.4	10.7	8.9	6.7	5.3	4.5	3.6	2.7	0.61	0.41	0.31	0.24
	75	F	0.21	27	15.6	12.5	10.4	7.8	6.2	5.2	4.2	3.1	0.71	0.48	0.36	0.29
	90	F	0.23	29	17.1	13.7	11.4	8.5	6.8	5.7	4.6	3.4	0.78	0.52	0.39	0.31
TT11002 (50)	15	VC	0.12	15	8.9	7.1	5.9	4.5	3.6	3.0	2.4	1.8	0.41	0.27	0.20	0.16
	20	VC	0.14	18	10.4	8.3	6.9	5.2	4.2	3.5	2.8	2.1	0.48	0.32	0.24	0.19
	30	C	0.17	22	12.6	10.1	8.4	6.3	5.0	4.2	3.4	2.5	0.58	0.39	0.29	0.23
	40	M	0.20	26	14.9	11.9	9.9	7.4	5.9	5.0	4.0	3.0	0.68	0.45	0.34	0.27
	50	M	0.22	28	16.3	13.1	10.9	8.2	6.5	5.4	4.4	3.3	0.75	0.50	0.37	0.30
	60	M	0.24	31	17.8	14.3	11.9	8.9	7.1	5.9	4.8	3.6	0.82	0.54	0.41	0.33
	75	M	0.27	35	20	16.0	13.4	10.0	8.0	6.7	5.3	4.0	0.92	0.61	0.46	0.37
	90	F	0.30	38	22	17.8	14.9	11.1	8.9	7.4	5.9	4.5	1.0	0.68	0.51	0.41
TT110025 (50)	15	VC	0.15	19	11.1	8.9	7.4	5.6	4.5	3.7	3.0	2.2	0.51	0.34	0.26	0.20
	20	VC	0.18	23	13.4	10.7	8.9	6.7	5.3	4.5	3.6	2.7	0.61	0.41	0.31	0.24
	30	C	0.22	28	16.3	13.1	10.9	8.2	6.5	5.4	4.4	3.3	0.75	0.50	0.37	0.30
	40	M	0.25	32	18.6	14.9	12.4	9.3	7.4	6.2	5.0	3.7	0.85	0.57	0.43	0.34
	50	M	0.28	36	21	16.6	13.9	10.4	8.3	6.9	5.5	4.2	0.95	0.63	0.48	0.38
	60	M	0.31	40	23	18.4	15.3	11.5	9.2	7.7	6.1	4.6	1.1	0.70	0.53	0.42
	75	F	0.34	44	25	20	16.8	12.6	10.1	8.4	6.7	5.0	1.2	0.77	0.58	0.46
	90	F	0.38	49	28	23	18.8	14.1	11.3	9.4	7.5	5.6	1.3	0.86	0.65	0.52
TT11003 (50)	15	XC	0.18	23	13.4	10.7	8.9	6.7	5.3	4.5	3.6	2.7	0.61	0.41	0.31	0.24
	20	VC	0.21	27	15.6	12.5	10.4	7.8	6.2	5.2	4.2	3.1	0.71	0.48	0.36	0.29
	30	VC	0.26	33	19.3	15.4	12.9	9.7	7.7	6.4	5.1	3.9	0.88	0.59	0.44	0.35
	40	C	0.30	38	22	17.8	14.9	11.1	8.9	7.4	5.9	4.5	1.0	0.68	0.51	0.41
	50	M	0.34	44	25	20	16.8	12.6	10.1	8.4	6.7	5.0	1.2	0.77	0.58	0.46
	60	M	0.37	47	27	22	18.3	13.7	11.0	9.2	7.3	5.5	1.3	0.84	0.63	0.50
	75	M	0.41	52	30	24	20	15.2	12.2	10.1	8.1	6.1	1.4	0.93	0.70	0.56
	90	F	0.45	58	33	27	22	16.7	13.4	11.1	8.9	6.7	1.5	1.0	0.77	0.61
TT11004 (50)	15	XC	0.24	31	17.8	14.3	11.9	8.9	7.1	5.9	4.8	3.6	0.82	0.54	0.41	0.33
	20	VC	0.28	36	21	16.6	13.9	10.4	8.3	6.9	5.5	4.2	0.95	0.63	0.48	0.38
	30	C	0.35	45	26	21	17.3	13.0	10.4	8.7	6.9	5.2	1.2	0.79	0.60	0.48
	40	C	0.40	51	30	24	19.8	14.9	11.9	9.9	7.9	5.9	1.4	0.91	0.68	0.54
	50	M	0.45	58	33	27	22	16.7	13.4	11.1	8.9	6.7	1.5	1.0	0.77	0.61
	60	M	0.49	63	36	29	24	18.2	14.6	12.1	9.7	7.3	1.7	1.1	0.83	0.67
	75	M	0.55	70	41	33	27	20	16.3	13.6	10.9	8.2	1.9	1.2	0.94	0.75
	90	F	0.60	77	45	36	30	22	17.8	14.9	11.9	8.9	2.0	1.4	1.0	0.82
TT11005 (50)	15	XC	0.31	40	23	18.4	15.3	11.5	9.2	7.7	6.1	4.6	1.1	0.70	0.53	0.42
	20	VC	0.35	45	26	21	17.3	13.0	10.4	8.7	6.9	5.2	1.2	0.79	0.60	0.48
	30	C	0.43	55	32	26	21	16.0	12.8	10.6	8.5	6.4	1.5	0.97	0.73	0.58
	40	M	0.50	64	37	30	25	18.6	14.9	12.4	9.9	7.4	1.7	1.1	0.85	0.68
	50	M	0.56	72	42	33	28	21	16.6	13.9	11.1	8.3	1.9	1.3	0.95	0.76
	60	M	0.61	78	45	36	30	23	18.1	15.1	12.1	9.1	2.1	1.4	1.0	0.83
	75	F	0.68	87	50	40	34	25	20	16.8	13.5	10.1	2.3	1.5	1.2	0.92
	90	F	0.75	96	56	45	37	28	22	18.6	14.9	11.1	2.6	1.7	1.3	1.0
TT11006 (50)	15	XC	0.37	47	27	22	18.3	13.7	11.0	9.2	7.3	5.5	1.3	0.84	0.63	0.50
	20	VC	0.42	54	31	25	21	15.6	12.5	10.4	8.3	6.2	1.4	0.95	0.71	0.57
	30	C	0.52	67	39	31	26	19.3	15.4	12.9	10.3	7.7	1.8	1.2	0.88	0.71
	40	M	0.60	77	45	36	30	22	17.8	14.9	11.9	8.9	2.0	1.4	1.0	0.82
	50	M	0.67	86	50	40	33	25	19.9	16.6	13.3	9.9	2.3	1.5	1.1	0.91
	60	M	0.73	93	54	43	36	27	22	18.1	14.5	10.8	2.5	1.7	1.2	0.99
	75	F	0.82	105	61	49	41	30	24	20	16.2	12.2	2.8	1.9	1.4	1.1
	90	F	0.90	115	67	53	45	33	27	22	17.8	13.4	3.1	2.0	1.5	1.2
TT11008 (50)	15	XC	0.49	63	36	29	24	18.2	14.6	12.1	9.7	7.3	1.7	1.1	0.83	0.67
	20	VC	0.57	73	42	34	28	21	16.9	14.1	11.3	8.5	1.9	1.3	0.97	0.78
	30	C	0.69	88	51	41	34	26	20	17.1	13.7	10.2	2.3	1.6	1.2	0.94
	40	M	0.80	102	59	48	40	30	24	19.8	15.8	11.9	2.7	1.8	1.4	1.1
	50	M	0.89	114	66	53	44	33	26	22	17.6	13.2	3.0	2.0	1.5	1.2
	60	M	0.98	125	73	58	49	36	29	24	19.4	14.6	3.3	2.2	1.7	1.3
	75	F	1.10	141	82	65	54	41	33	27	22	16.3	3.7	2.5	1.9	1.5
	90	F	1.20	154	89	71	59	45	36	30	24	17.8	4.1	2.7	2.0	1.6
NEW! TT11010	15	UC	0.61	78	45	36	30	23	18.1	15.1	12.1	9.1	2.1	1.4	1.0	0.83
	20	XC	0.71	91	53	42	35	26	21	17.6	14.1	10.5	2.4	1.6	1.2	0.97
	30	VC	0.87	111	65	52	43	32	26	22	17.2	12.9	3.0	2.0	1.5	1.2
	40	VC	1.00	128	74	59	50	37	30	25	19.8	14.9	3.4	2.3	1.7	1.4
	50	C	1.12	143	83	67	55	42	33	28	22	16.6	3.8	2.5	1.9	1.5
	60	C	1.22	156	91	72	60	45	36	30	24	18.1	4.2	2.8	2.1	1.7
	75	C	1.37	175	102	81	68	51	41	34	27	20	4.6	3.1	2.3	1.87
	90	M	1.50	192	111	89	74	56	45	37	30	22	5.1	3.4	2.6	2.0
NEW! TT11012	15	UC	0.73	93	54	43	36	27	22	18.1	14.5	10.8	2.5	1.7	1.2	0.99
	20	UC	0.85	109	63	50	42	32	25	21	16.8	12.6	2.9	1.9	1.5	1.2
	30	XC	1.04	133	77	62	51	39	31	26	21	15.4	3.5	2.4	1.8	1.4
	40	VC	1.20	154	89	71	59	45	36	30	24	17.8	4.1	2.7	2.0	1.6
	50	VC	1.34	172	99	80	66	50	40	33	27	19.9	4.6	3.0	2.3	1.8
	60	C	1.47	188	109	87	73	55	44	36	29	22	5.0	3.3	2.5	2.0
	75	C	1.64	210	122	97	81	61	49	41	32	24	5.6	3.7	2.8	2.2
	90	C	1.80	230	134	107	89	67	53	45	36	27	6.1	4.1	3.1	2.5

Note: Always double check your application rates. Tabulations are based on spraying water at 70°F (21°C).

CONTACT PRODUCT	SYSTEMIC PRODUCT	DRIFT MANAGEMENT
VERY GOOD	VERY GOOD	VERY GOOD
GOOD*	EXCELLENT*	VERY GOOD*

*At pressures below 30 PSI (2.0 bar)

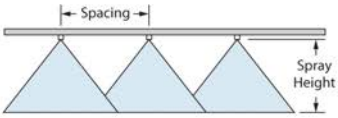

Optimum Spray Height

How to order:

Specify tip number.

Example:

TT11001-VP – Polymer with VisiFlo® color-coding

TT11002-VP-CE – Polymer with VisiFlo color-coding, includes Quick TeeJet cap and gasket

AIXR TeeJet® Air Induction XR Flat Spray Tips

Typical Applications:

Air induction design provides good drift control while still providing coverage. Ideal for a wide range of application including post-emerge systemic products.

Features:

- 110° wide, tapered flat spray angle with air induction technology offers better drift management.
- Made of a two-piece UHMWPE polymer construction with VisiFlo® color-coding. UHMWPE provides excellent chemical resistance, including acids, as well as exceptional wear life.
- Compact size to prevent tip damage.
- Depending on the chemical, produces large air-filled drops through a Venturi air aspirator.
- Removable pre-orifice.
- Available in nine tip capacities with a wide operating pressure range: 15–90 PSI (1–6 bar).
- Automatic spray alignment with 114441-*-CELR Quick TeeJet® cap and gasket for capacities 015 thru 06; 114443-*-CELR for capacities 08 thru 10.

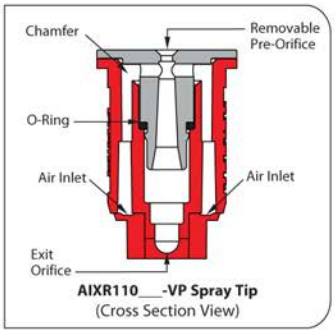

AIXR110___-VP Spray Tip
(Cross Section View)

	PSI	DROP SIZE	CAPACITY ONE NOZZLE IN GPM	CAPACITY ONE NOZZLE IN OZ./MIN.	GPA 20° 4 MPH	5 MPH	6 MPH	8 MPH	10 MPH	12 MPH	15 MPH	20 MPH	GALLONS PER 1000 SQ. FT. 2 MPH	3 MPH	4 MPH	5 MPH
AIXR110015 (100)	15	XC	0.092	12	6.8	5.5	4.6	3.4	2.7	2.3	1.8	1.4	0.31	0.21	0.16	0.13
	20	VC	0.11	14	8.2	6.5	5.4	4.1	3.3	2.7	2.2	1.6	0.37	0.25	0.19	0.15
	30	C	0.13	17	9.7	7.7	6.4	4.8	3.9	3.2	2.6	1.9	0.44	0.29	0.22	0.18
	40	C	0.15	19	11.1	8.9	7.4	5.6	4.5	3.7	3.0	2.2	0.51	0.34	0.26	0.20
	50	M	0.17	22	12.6	10.1	8.4	6.3	5.0	4.2	3.4	2.5	0.58	0.39	0.29	0.23
	60	M	0.18	23	13.4	10.7	8.9	6.7	5.3	4.5	3.6	2.7	0.61	0.41	0.31	0.24
	75	M	0.21	27	15.6	12.5	10.4	7.8	6.2	5.2	4.2	3.1	0.71	0.48	0.36	0.29
	90	M	0.23	29	17.1	13.7	11.4	8.5	6.8	5.7	4.6	3.4	0.78	0.52	0.39	0.31
AIXR11002 (50)	15	XC	0.12	15	8.9	7.1	5.9	4.5	3.6	3.0	2.4	1.8	0.41	0.27	0.20	0.16
	20	VC	0.14	18	10.4	8.3	6.9	5.2	4.2	3.5	2.8	2.1	0.48	0.32	0.24	0.19
	30	VC	0.17	22	12.6	10.1	8.4	6.3	5.0	4.2	3.4	2.5	0.58	0.39	0.29	0.23
	40	C	0.20	26	14.9	11.9	9.9	7.4	5.9	5.0	4.0	3.0	0.68	0.45	0.34	0.27
	50	C	0.22	28	16.3	13.1	10.9	8.2	6.5	5.4	4.4	3.3	0.75	0.50	0.37	0.30
	60	M	0.24	31	17.8	14.3	11.9	8.9	7.1	5.9	4.8	3.6	0.82	0.54	0.41	0.33
	75	M	0.27	35	20	16.0	13.4	10.0	8.0	6.7	5.3	4.0	0.92	0.61	0.46	0.37
	90	M	0.30	38	22	17.8	14.9	11.1	8.9	7.4	5.9	4.5	1.0	0.68	0.51	0.41
AIXR110025 (50)	15	XC	0.15	19	11.1	8.9	7.4	5.6	4.5	3.7	3.0	2.2	0.51	0.34	0.26	0.20
	20	XC	0.18	23	13.4	10.7	8.9	6.7	5.3	4.5	3.6	2.7	0.61	0.41	0.31	0.24
	30	VC	0.22	28	16.3	13.1	10.9	8.2	6.5	5.4	4.4	3.3	0.75	0.50	0.37	0.30
	40	VC	0.25	32	18.6	14.9	12.4	9.3	7.4	6.2	5.0	3.7	0.85	0.57	0.43	0.34
	50	C	0.28	36	21	16.6	13.9	10.4	8.3	6.9	5.5	4.2	0.95	0.63	0.48	0.38
	60	C	0.31	40	23	18.4	15.3	11.5	9.2	7.7	6.1	4.6	1.1	0.70	0.53	0.42
	75	C	0.34	44	25	20	16.8	12.6	10.1	8.4	6.7	5.0	1.2	0.77	0.58	0.46
	90	M	0.38	49	28	23	18.8	14.1	11.3	9.4	7.5	5.6	1.3	0.86	0.65	0.52
AIXR11003 (50)	15	XC	0.18	23	13.4	10.7	8.9	6.7	5.3	4.5	3.6	2.7	0.61	0.41	0.31	0.24
	20	XC	0.21	27	15.6	12.5	10.4	7.8	6.2	5.2	4.2	3.1	0.71	0.48	0.36	0.29
	30	VC	0.26	33	19.3	15.4	12.9	9.7	7.7	6.4	5.1	3.9	0.88	0.59	0.44	0.35
	40	VC	0.30	38	22	17.8	14.9	11.1	8.9	7.4	5.9	4.5	1.0	0.68	0.51	0.41
	50	C	0.34	44	25	20	16.8	12.6	10.1	8.4	6.7	5.0	1.2	0.77	0.58	0.46
	60	C	0.37	47	27	22	18.3	13.7	11.0	9.2	7.3	5.5	1.3	0.84	0.63	0.50
	75	C	0.41	52	30	24	20	15.2	12.2	10.1	8.1	6.1	1.4	0.93	0.70	0.56
	90	M	0.45	58	33	27	22	16.7	13.4	11.1	8.9	6.7	1.5	1.0	0.77	0.61
AIXR11004 (50)	15	UC	0.24	31	17.8	14.3	11.9	8.9	7.1	5.9	4.8	3.6	0.82	0.54	0.41	0.33
	20	XC	0.28	36	21	16.6	13.9	10.4	8.3	6.9	5.5	4.2	0.95	0.63	0.48	0.38
	30	XC	0.35	45	26	21	17.3	13.0	10.4	8.7	6.9	5.2	1.2	0.79	0.60	0.48
	40	VC	0.40	51	30	24	19.8	14.9	11.9	9.9	7.9	5.9	1.4	0.91	0.68	0.54
	50	VC	0.45	58	33	27	22	16.7	13.4	11.1	8.9	6.7	1.5	1.0	0.77	0.61
	60	VC	0.49	63	36	29	24	18.2	14.6	12.1	9.7	7.3	1.7	1.1	0.83	0.67
	75	C	0.55	70	41	33	27	20	16.3	13.6	10.9	8.2	1.9	1.2	0.94	0.75
	90	C	0.60	77	45	36	30	22	17.8	14.9	11.9	8.9	2.0	1.4	1.0	0.82
AIXR11005 (50)	15	UC	0.31	40	23	18.4	15.3	11.5	9.2	7.7	6.1	4.6	1.1	0.70	0.53	0.42
	20	XC	0.35	45	26	21	17.3	13.0	10.4	8.7	6.9	5.2	1.2	0.79	0.60	0.48
	30	XC	0.43	55	32	26	21	16.0	12.8	10.6	8.5	6.4	1.5	0.97	0.73	0.58
	40	VC	0.50	64	37	30	25	18.6	14.9	12.4	9.9	7.4	1.7	1.1	0.85	0.68
	50	VC	0.56	72	42	33	28	21	16.6	13.9	11.1	8.3	1.9	1.3	0.95	0.76
	60	VC	0.61	78	45	36	30	23	18.1	15.1	12.1	9.1	2.1	1.4	1.0	0.83
	75	C	0.68	87	50	40	34	25	20	16.8	13.5	10.1	2.3	1.5	1.2	0.92
	90	C	0.75	96	56	45	37	28	22	18.6	14.9	11.1	2.6	1.7	1.3	1.0
AIXR11006 (50)	15	UC	0.37	47	27	22	18.3	13.7	11.0	9.2	7.3	5.5	1.3	0.84	0.63	0.50
	20	XC	0.42	54	31	25	21	15.6	12.5	10.4	8.3	6.2	1.4	0.95	0.71	0.57
	30	XC	0.52	67	39	31	26	19.3	15.4	12.9	10.3	7.7	1.8	1.2	0.88	0.71
	40	VC	0.60	77	45	36	30	22	17.8	14.9	11.9	8.9	2.0	1.4	1.0	0.82
	50	VC	0.67	86	50	40	33	25	19.9	16.6	13.3	9.9	2.3	1.5	1.1	0.91
	60	VC	0.73	93	54	43	36	27	22	18.1	14.5	10.8	2.5	1.7	1.2	0.99
	75	C	0.82	105	61	49	41	30	24	20	16.2	12.2	2.8	1.9	1.4	1.1
	90	C	0.90	115	67	53	45	33	27	22	17.8	13.4	3.1	2.0	1.5	1.2
NEW! AIXR11008 (50)	15	UC	0.49	63	36	29	24	18.2	14.6	12.1	9.7	7.3	1.7	1.1	0.83	0.67
	20	UC	0.57	73	42	34	28	21	16.9	14.1	11.3	8.5	1.9	1.3	0.97	0.78
	30	XC	0.69	88	51	41	34	26	20	17.1	13.7	10.2	2.3	1.6	1.2	0.94
	40	XC	0.80	102	59	48	40	30	24	19.8	15.8	11.9	2.7	1.8	1.4	1.1
	50	VC	0.89	114	66	53	44	33	26	22	17.6	13.2	3.0	2.0	1.5	1.2
	60	VC	0.98	125	72	58	49	36	29	24	19.4	14.6	3.3	2.2	1.7	1.3
	75	VC	1.10	141	82	65	54	41	33	27	22	16.3	3.7	2.5	1.9	1.5
	90	C	1.20	154	89	71	59	45	36	30	24	17.8	4.1	2.7	2.0	1.6
NEW! AIXR11010	15	UC	0.61	78	45	36	30	23	18.1	15.1	12.1	9.1	2.1	1.4	1.0	0.83
	20	UC	0.71	91	53	42	35	26	21	17.6	14.1	10.5	2.4	1.6	1.2	0.97
	30	UC	0.87	111	65	52	43	32	26	22	17.2	12.9	3.0	2.0	1.5	1.2
	40	XC	1.00	128	74	59	50	37	30	25	19.8	14.9	3.4	2.3	1.7	1.4
	50	XC	1.12	143	83	67	55	42	33	28	22	16.6	3.8	2.5	1.9	1.5
	60	VC	1.22	156	91	72	60	45	36	30	24	18.1	4.2	2.8	2.1	1.7
	75	VC	1.37	175	102	81	68	51	41	34	27	20	4.7	3.1	2.3	1.9
	90	C	1.50	192	111	89	74	56	45	37	30	22	5.1	3.4	2.6	2.0

Note: Always double check your application rates. Tabulations are based on spraying water at 70°F (21°C).

CONTACT PRODUCT	SYSTEMIC PRODUCT	DRIFT MANAGEMENT
GOOD	EXCELLENT	EXCELLENT

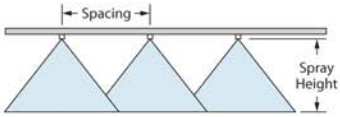

Optimum Spray Height

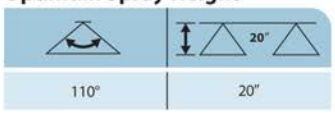

How to order:

Specify tip number.
Example:

AIXR11004VP – Polymer with VisiFlo color-coding

AIXR11003VP-CE – Polymer with VisiFlo color-coding, Includes Quick TeeJet cap and gasket

AI TeeJet® Air Induction Flat Spray Tips

Typical Applications:

Ideal for drift sensitive applications, including systemic herbicides.

Features:

- Stainless steel insert produces a tapered edge flat spray pattern for uniform coverage in broadcast spraying.
- Polymer insert holder and pre-orifice with VisiFlo® color-coding.
- Larger droplets for less drift.
- Available in eight capacities with a recommended pressure rating 30–115 PSI (2–8 bar).
- Depending on the chemical, produces large air-filled drops through the use of a Venturi air aspirator.
- Automatic spray alignment with 114443-*-CELR Quick TeeJet® cap and gasket.

	PSI	DROP SIZE 80°	DROP SIZE 110°	CAPACITY ONE NOZZLE IN GPM	CAPACITY ONE NOZZLE IN OZ./MIN.	GPA 4 MPH	GPA 5 MPH	GPA 6 MPH	GPA 8 MPH	GPA 10 MPH	GPA 12 MPH	GPA 15 MPH	GPA 20 MPH	GALLONS PER 1000 SQ. FT. 2 MPH	GALLONS PER 1000 SQ. FT. 3 MPH	GALLONS PER 1000 SQ. FT. 4 MPH	GALLONS PER 1000 SQ. FT. 5 MPH
AI80015 AI110015 (100)	30	UC	UC	0.13	17	9.7	7.7	6.4	4.8	3.9	3.2	2.6	1.9	0.44	0.29	0.22	0.18
	40	XC	XC	0.15	19	11.1	8.9	7.4	5.6	4.5	3.7	3.0	2.2	0.51	0.34	0.26	0.20
	50	XC	VC	0.17	22	12.6	10.1	8.4	6.3	5.0	4.2	3.4	2.5	0.58	0.39	0.29	0.23
	60	VC	VC	0.18	23	13.4	10.7	8.9	6.7	5.3	4.5	3.6	2.7	0.61	0.41	0.31	0.24
	70	VC	VC	0.20	26	14.9	11.9	9.9	7.4	5.9	5.0	4.0	3.0	0.68	0.45	0.34	0.27
	80	VC	VC	0.21	27	15.6	12.5	10.4	7.8	6.2	5.2	4.2	3.1	0.71	0.48	0.36	0.29
	90	VC	C	0.23	29	17.1	13.7	11.4	8.5	6.8	5.7	4.6	3.4	0.78	0.52	0.39	0.31
	100	C	C	0.24	31	17.8	14.3	11.9	8.9	7.1	5.9	4.8	3.6	0.82	0.54	0.41	0.33
AI8002 AI11002 (50)	30	UC	UC	0.17	22	12.6	10.1	8.4	6.3	5.0	4.2	3.4	2.5	0.58	0.39	0.29	0.23
	40	XC	XC	0.20	26	14.9	11.9	9.9	7.4	5.9	5.0	4.0	3.0	0.68	0.45	0.34	0.27
	50	XC	VC	0.22	28	16.3	13.1	10.9	8.2	6.5	5.4	4.4	3.3	0.75	0.50	0.37	0.30
	60	VC	VC	0.24	31	17.8	14.3	11.9	8.9	7.1	5.9	4.8	3.6	0.82	0.54	0.41	0.33
	70	VC	VC	0.26	33	19.3	15.4	12.9	9.7	7.7	6.4	5.1	3.9	0.88	0.59	0.44	0.35
	80	VC	VC	0.28	36	21	16.6	13.9	10.4	8.3	6.9	5.5	4.2	0.95	0.63	0.48	0.38
	90	VC	VC	0.30	38	22	17.8	14.9	11.1	8.9	7.4	5.9	4.5	1.0	0.68	0.51	0.41
	100	C	C	0.32	41	24	19.0	15.8	11.9	9.5	7.9	6.3	4.8	1.1	0.73	0.54	0.44
AI80025 AI110025 (50)	30	UC	UC	0.22	28	16.3	13.1	10.9	8.2	6.5	5.4	4.4	3.3	0.75	0.50	0.37	0.30
	40	XC	XC	0.25	32	18.6	14.9	12.4	9.3	7.4	6.2	5.0	3.7	0.85	0.57	0.43	0.34
	50	XC	XC	0.28	36	21	16.6	13.9	10.4	8.3	6.9	5.5	4.2	0.95	0.63	0.48	0.38
	60	XC	XC	0.31	40	23	18.4	15.3	11.5	9.2	7.7	6.1	4.6	1.1	0.70	0.53	0.42
	70	XC	VC	0.33	42	25	19.6	16.3	12.3	9.8	8.2	6.5	4.9	1.1	0.75	0.56	0.45
	80	VC	VC	0.35	45	26	21	17.3	13.0	10.4	8.7	6.9	5.2	1.2	0.79	0.60	0.48
	90	VC	VC	0.38	49	28	23	18.8	14.1	11.3	9.4	7.5	5.6	1.3	0.86	0.65	0.52
	100	VC	C	0.40	51	30	24	19.8	14.9	11.9	9.9	7.9	5.9	1.4	0.91	0.68	0.54
AI8003 AI11003 (50)	30	UC	UC	0.26	33	19.3	15.4	12.9	9.7	7.7	6.4	5.1	3.9	0.88	0.59	0.44	0.35
	40	XC	XC	0.30	38	22	17.8	14.9	11.1	8.9	7.4	5.9	4.5	1.0	0.68	0.51	0.41
	50	XC	XC	0.34	44	25	20	16.8	12.6	10.1	8.4	6.7	5.0	1.2	0.77	0.58	0.46
	60	XC	XC	0.37	47	27	22	18.3	13.7	11.0	9.2	7.3	5.5	1.3	0.84	0.63	0.50
	70	VC	VC	0.40	51	30	24	19.8	14.9	11.9	9.9	7.9	5.9	1.4	0.91	0.68	0.54
	80	VC	VC	0.42	54	31	25	21	15.6	12.5	10.4	8.3	6.2	1.4	0.95	0.71	0.57
	90	VC	VC	0.45	58	33	27	22	16.7	13.4	11.1	8.9	6.7	1.5	1.0	0.77	0.61
	100	VC	C	0.47	60	35	28	23	17.4	14.0	11.6	9.3	7.0	1.6	1.1	0.80	0.64
AI8004 AI11004 (50)	30	UC	UC	0.35	45	26	21	17.3	13.0	10.4	8.7	6.9	5.2	1.2	0.79	0.60	0.48
	40	XC	XC	0.40	51	30	24	19.8	14.9	11.9	9.9	7.9	5.9	1.4	0.91	0.68	0.54
	50	XC	VC	0.45	58	33	27	22	16.7	13.4	11.1	8.9	6.7	1.5	1.0	0.77	0.61
	60	XC	VC	0.49	63	36	29	24	18.2	14.6	12.1	9.7	7.3	1.7	1.1	0.83	0.67
	70	VC	VC	0.53	68	39	31	26	19.7	15.7	13.1	10.5	7.9	1.8	1.2	0.90	0.72
	80	VC	VC	0.57	73	42	34	28	21	16.9	14.1	11.3	8.5	1.9	1.3	0.97	0.78
	90	VC	VC	0.60	77	45	36	30	22	17.8	14.9	11.9	8.9	2.0	1.4	1.0	0.82
	100	VC	C	0.63	81	47	37	31	23	18.7	15.6	12.5	9.4	2.1	1.4	1.1	0.86
AI8005 AI11005 (50)	30	UC	UC	0.43	55	32	26	21	16.0	12.8	10.6	8.5	6.4	1.5	0.97	0.73	0.58
	40	UC	XC	0.50	64	37	30	25	18.6	14.9	12.4	9.9	7.4	1.7	1.1	0.85	0.68
	50	XC	XC	0.56	72	42	33	28	21	16.6	13.9	11.1	8.3	1.9	1.3	0.95	0.76
	60	XC	VC	0.61	78	45	36	30	23	18.1	15.1	12.1	9.1	2.1	1.4	1.0	0.83
	70	XC	VC	0.66	84	49	39	33	25	19.6	16.3	13.1	9.8	2.2	1.5	1.1	0.90
	80	VC	VC	0.71	91	53	42	35	26	21	17.6	14.1	10.5	2.4	1.6	1.2	0.97
	90	VC	VC	0.75	96	56	45	37	28	22	18.6	14.9	11.1	2.6	1.7	1.3	1.0
	100	VC	VC	0.79	101	59	47	39	29	23	19.6	15.6	11.7	2.7	1.8	1.3	1.1
AI8006 AI11006 (50)	30	UC	UC	0.52	67	39	31	26	19.3	15.4	12.9	10.3	7.7	1.8	1.2	0.88	0.71
	40	UC	XC	0.60	77	45	36	30	22	17.8	14.9	11.9	8.9	2.0	1.4	1.0	0.82
	50	XC	XC	0.67	86	50	40	33	25	19.9	16.6	13.3	9.9	2.3	1.5	1.1	0.91
	60	XC	XC	0.73	93	54	43	36	27	22	18.1	14.5	10.8	2.5	1.7	1.2	0.99
	70	XC	VC	0.79	101	59	47	39	29	23	19.6	15.6	11.7	2.7	1.8	1.3	1.1
	80	XC	VC	0.85	109	63	50	42	32	25	21	16.8	12.6	2.9	1.9	1.4	1.2
	90	XC	VC	0.90	115	67	53	45	33	27	22	17.8	13.4	3.1	2.0	1.5	1.2
	100	VC	VC	0.95	122	71	56	47	35	28	24	18.8	14.1	3.2	2.2	1.6	1.3
AI11008 (50)	30		UC	0.69	88	51	41	34	26	20	17.1	13.7	10.2	2.3	1.6	1.2	0.94
	40		UC	0.80	102	59	48	40	30	24	19.8	15.8	11.9	2.7	1.8	1.4	1.1
	50		XC	0.89	114	66	53	44	33	26	22	17.6	13.2	3.0	2.0	1.5	1.2
	60		XC	0.98	125	73	58	49	36	29	24	19.4	14.6	3.3	2.2	1.7	1.3
	70		VC	1.06	136	79	63	52	39	31	26	21	15.7	3.6	2.4	1.8	1.4
	80		VC	1.13	145	84	67	56	42	34	28	22	16.8	3.8	2.6	1.9	1.5
	90		VC	1.20	154	89	71	59	45	36	30	24	17.8	4.1	2.7	2.0	1.6
	100		VC	1.26	161	94	75	62	47	37	31	25	18.7	4.3	2.9	2.1	1.7

Note: Always double check your application rates. Tabulations are based on spraying water at 70°F (21°C).
See pages 136–157 for drop size classification, useful formulas and other information.

Note: Due to the pre-orifice design, this tip is not compatible with the 4193A check valve tip strainer.

CONTACT PRODUCT	SYSTEMIC PRODUCT	DRIFT MANAGEMENT
GOOD	EXCELLENT	EXCELLENT

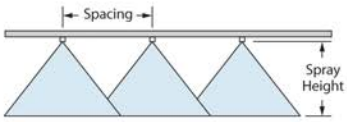

Optimum Spray Height

	20°
80°	30"
110°	20"

How to order:

Specify tip number.
Example:
AI11004-VS – Stainless Steel with VisiFlo color-coding

AIC TeeJet® Air Induction Flat Spray Tips

Typical Applications:

See selection guide on page 4 for recommended typical applications for AIC TeeJet tips.

Features:

- Produces a 110° tapered edge flat spray pattern for uniform coverage in broadcast spraying applications.
- Available with a polymer insert holder with stainless steel (015–15 capacities), ceramic (025–05 capacities) or polymer (02–10 capacities) inserts.
- Larger droplets for less drift.
- Depending on the chemical, produces large air-filled drops through the use of a Venturi air aspirator.
- AI TeeJet nozzle molded into Quick TeeJet® cap provides automatic spray alignment.
- Includes tightly fitting washer that stays put and assures a good seal.
- Recommended pressure rating 30–115 PSI (2–8 bar).

	PSI	DROP SIZE	CAPACITY ONE NOZZLE IN GPM	CAPACITY ONE NOZZLE IN OZ./MIN.	20" GPA 4 MPH	5 MPH	6 MPH	8 MPH	10 MPH	12 MPH	15 MPH	20 MPH	GALLONS PER 1000 SQ. FT. 2 MPH	3 MPH	4 MPH	5 MPH
AIC110015 (100)	30	UC	0.13	17	9.7	7.7	6.4	4.8	3.9	3.2	2.6	1.9	0.44	0.29	0.22	0.18
	40	XC	0.15	19	11.1	8.9	7.4	5.6	4.5	3.7	3.0	2.2	0.51	0.34	0.26	0.20
	50	XC	0.17	22	12.6	10.1	8.4	6.3	5.0	4.2	3.4	2.5	0.58	0.39	0.29	0.23
	60	VC	0.18	23	13.4	10.7	8.9	6.7	5.3	4.5	3.6	2.7	0.61	0.41	0.31	0.24
	70	VC	0.20	26	14.9	11.9	9.9	7.4	5.9	5.0	4.0	3.0	0.68	0.45	0.34	0.27
	80	VC	0.21	27	15.6	12.5	10.4	7.8	6.2	5.2	4.2	3.1	0.71	0.48	0.36	0.29
	90	C	0.23	29	17.1	13.7	11.4	8.5	6.8	5.7	4.6	3.4	0.78	0.52	0.39	0.31
	100	C	0.24	31	17.8	14.3	11.9	8.9	7.1	5.9	4.8	3.6	0.82	0.54	0.41	0.33
AIC11002 (50)	30	UC	0.17	22	12.6	10.1	8.4	6.3	5.0	4.2	3.4	2.5	0.58	0.39	0.29	0.23
	40	XC	0.20	26	14.9	11.9	9.9	7.4	5.9	5.0	4.0	3.0	0.68	0.45	0.34	0.27
	50	XC	0.22	28	16.3	13.1	10.9	8.2	6.5	5.4	4.4	3.3	0.75	0.50	0.37	0.30
	60	VC	0.24	31	17.8	14.3	11.9	8.9	7.1	5.9	4.8	3.6	0.82	0.54	0.41	0.33
	70	VC	0.26	33	19.3	15.4	12.9	9.7	7.7	6.4	5.1	3.9	0.88	0.59	0.44	0.35
	80	VC	0.28	36	21	16.6	13.9	10.4	8.3	6.9	5.5	4.2	1.0	0.63	0.48	0.38
	90	VC	0.30	38	22	17.8	14.9	11.1	8.9	7.4	5.9	4.5	1.0	0.68	0.51	0.41
	100	C	0.32	41	24	19.0	15.8	11.9	9.5	7.9	6.3	4.8	1.1	0.73	0.54	0.44
AIC110025 (50)	30	UC	0.22	28	16.3	13.1	10.9	8.2	6.5	5.4	4.4	3.3	0.75	0.50	0.37	0.30
	40	XC	0.25	32	18.6	14.9	12.4	9.3	7.4	6.2	5.0	3.7	0.85	0.57	0.43	0.34
	50	XC	0.28	36	21	16.6	13.9	10.4	8.3	6.9	5.5	4.2	0.95	0.63	0.48	0.38
	60	XC	0.31	40	23	18.4	15.3	11.5	9.2	7.7	6.1	4.6	1.1	0.70	0.53	0.42
	70	VC	0.33	42	25	19.6	16.3	12.3	9.8	8.2	6.5	4.9	1.1	0.75	0.56	0.45
	80	VC	0.35	45	26	21	17.3	13.0	10.4	8.7	6.9	5.2	1.2	0.79	0.60	0.48
	90	VC	0.38	49	28	23	18.8	14.1	11.3	9.4	7.5	5.6	1.3	0.86	0.65	0.52
	100	C	0.40	51	30	24	19.8	14.9	11.9	9.9	7.9	5.9	1.4	0.91	0.68	0.54
AIC11003 (50)	30	UC	0.26	33	19.3	15.4	12.9	9.7	7.7	6.4	5.1	3.9	0.88	0.59	0.44	0.35
	40	XC	0.30	38	22	17.8	14.9	11.1	8.9	7.4	5.9	4.5	1.0	0.68	0.51	0.41
	50	XC	0.34	44	25	20	16.8	12.6	10.1	8.4	6.7	5.0	1.2	0.77	0.58	0.46
	60	XC	0.37	47	27	22	18.3	13.7	11.0	9.2	7.3	5.5	1.3	0.84	0.63	0.50
	70	VC	0.40	51	30	24	19.8	14.9	11.9	9.9	7.9	5.9	1.4	0.91	0.68	0.54
	80	VC	0.42	54	31	25	21	15.6	12.5	10.4	8.3	6.2	1.4	0.95	0.71	0.57
	90	VC	0.45	58	33	27	22	16.7	13.4	11.1	8.9	6.7	1.5	1.0	0.77	0.61
	100	C	0.47	60	35	28	23	17.4	14.0	11.6	9.3	7.0	1.6	1.1	0.80	0.64
AIC11004 (50)	30	UC	0.35	45	26	21	17.3	13.0	10.4	8.7	6.9	5.2	1.2	0.79	0.60	0.48
	40	XC	0.40	51	30	24	19.8	14.9	11.9	9.9	7.9	5.9	1.4	0.91	0.68	0.54
	50	XC	0.45	58	33	27	22	16.7	13.4	11.1	8.9	6.7	1.5	1.0	0.77	0.61
	60	XC	0.49	63	36	29	24	18.2	14.6	12.1	9.7	7.3	1.7	1.1	0.83	0.67
	70	VC	0.53	68	39	31	26	19.7	15.7	13.1	10.5	7.9	1.8	1.2	0.90	0.72
	80	VC	0.57	73	42	34	28	21	16.9	14.1	11.3	8.5	1.9	1.3	0.97	0.78
	90	VC	0.60	77	45	36	30	22	17.8	14.9	11.9	8.9	2.0	1.4	1.0	0.82
	100	C	0.63	81	47	37	31	23	18.7	15.6	12.5	9.4	2.1	1.4	1.1	0.86
AIC11005 (50)	30	UC	0.43	55	32	26	21	16.0	12.8	10.6	8.5	6.4	1.5	0.97	0.73	0.58
	40	XC	0.50	64	37	30	25	18.6	14.9	12.4	9.9	7.4	1.7	1.1	0.85	0.68
	50	XC	0.56	72	42	33	28	21	16.6	13.9	11.1	8.3	1.9	1.3	0.95	0.76
	60	XC	0.61	78	45	36	30	23	18.1	15.1	12.1	9.1	2.1	1.4	1.0	0.83
	70	VC	0.66	84	49	39	33	25	19.6	16.3	13.1	9.8	2.2	1.5	1.1	0.90
	80	VC	0.71	91	53	42	35	26	21	17.6	14.1	10.5	2.4	1.6	1.2	0.97
	90	VC	0.75	96	56	45	37	28	22	18.6	14.9	11.1	2.6	1.7	1.3	1.0
	100	VC	0.79	101	59	47	39	29	23	19.6	15.6	11.7	2.7	1.8	1.3	1.1
AIC11006 (50)	30	UC	0.52	67	39	31	26	19.3	15.4	12.9	10.3	7.7	1.8	1.2	0.88	0.71
	40	UC	0.60	77	45	36	30	22	17.8	14.9	11.9	8.9	2.0	1.4	1.0	0.82
	50	XC	0.67	86	50	40	33	25	19.9	16.6	13.3	9.9	2.3	1.5	1.1	0.91
	60	XC	0.73	93	54	43	36	27	22	18.1	14.5	10.8	2.5	1.7	1.2	0.99
	70	XC	0.79	101	59	47	39	29	23	19.6	15.6	11.7	2.7	1.8	1.3	1.1
	80	VC	0.85	109	63	50	42	32	25	21	16.8	12.6	2.9	1.9	1.4	1.2
	90	VC	0.90	115	67	53	45	33	27	22	17.8	13.4	3.1	2.0	1.5	1.2
	100	VC	0.95	122	71	56	47	35	28	24	18.8	14.1	3.2	2.2	1.6	1.3
AIC11008 (50)	30	UC	0.69	88	51	41	34	26	20	17.1	13.7	10.2	2.3	1.6	1.2	0.94
	40	UC	0.80	102	59	48	40	30	24	19.8	15.8	11.9	2.7	1.8	1.4	1.1
	50	XC	0.89	114	66	53	44	33	26	22	17.6	13.2	3.0	2.0	1.5	1.2
	60	XC	0.98	125	73	58	49	36	29	24	19.4	14.6	3.3	2.2	1.7	1.3
	70	XC	1.06	136	79	63	52	39	31	26	21	15.7	3.6	2.4	1.8	1.4
	80	VC	1.13	145	84	67	56	42	34	28	22	16.8	3.8	2.6	1.9	1.5
	90	VC	1.20	154	89	71	59	45	36	30	24	17.8	4.1	2.7	2.0	1.6
	100	VC	1.26	161	94	75	62	47	37	31	25	18.7	4.3	2.9	2.1	1.7
AIC11010	30	UC	0.87	111	65	52	43	32	26	22	17.2	12.9	3.0	2.0	1.5	1.2
	40	UC	1.00	128	74	59	50	37	30	25	19.8	14.9	3.4	2.3	1.7	1.4
	50	XC	1.12	143	83	67	55	42	33	28	22	16.6	3.8	2.5	1.9	1.5
	60	XC	1.22	156	91	72	60	45	36	30	24	18.1	4.1	2.8	2.1	1.7
	70	XC	1.32	169	98	78	65	49	39	33	26	19.6	4.5	3.0	2.2	1.8
	80	XC	1.41	180	105	84	70	52	42	35	28	21	4.8	3.2	2.4	1.9
	90	VC	1.50	192	111	89	74	56	45	37	30	22	5.1	3.4	2.6	2.0
	100	VC	1.58	202	117	94	78	59	47	39	31	23	5.4	3.6	2.7	2.1
AIC11015	30	UC	1.30	166	97	77	64	48	39	32	26	19.3	4.4	2.9	2.2	1.8
	40	UC	1.50	192	111	89	74	56	45	37	30	22	5.1	3.4	2.6	2.0
	50	XC	1.68	215	125	100	83	62	50	42	33	25	5.7	3.8	2.9	2.3
	60	XC	1.84	236	137	109	91	68	55	46	36	27	6.3	4.2	3.1	2.5
	70	XC	1.98	253	147	118	98	74	59	49	39	29	6.7	4.5	3.4	2.7
	80	XC	2.12	271	157	126	105	79	63	52	42	31	7.2	4.8	3.6	2.9
	90	VC	2.25	288	167	134	111	84	67	56	45	33	7.7	5.1	3.8	3.1
	100	VC	2.37	303	176	141	117	88	70	59	47	35	8.1	5.4	4.0	3.2

Note: Always double check your application rates. Tabulations are based on spraying water at 70°F (21°C).
See pages 136–157 for drop size classification, useful formulas and other information.

Note: Due to the pre-orifice design, this tip is not compatible with the 4193A check valve tip strainer.

CONTACT PRODUCT	SYSTEMIC PRODUCT	DRIFT MANAGEMENT
GOOD	EXCELLENT	EXCELLENT

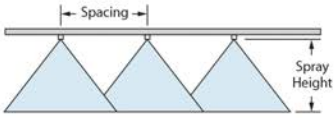

Optimum Spray Height

	20"
110°	20"

How to order:

Specify tip number.

Examples:

- AIC11004-VS – Stainless Steel with VisiFlo® color-coding
- AIC11003-VP – Polymer with VisiFlo color-coding
- AIC11003-VK – Ceramic with VisiFlo color-coding

Turbo TeeJet® Induction Flat Spray Tips

Typical Applications:

Extremely coarse droplet size provides the best drift control possible and is ideal for soil applied and post-emerge systemic products, including dicamba.

Features:

- 110° wide angle, air induction, tapered flat spray tip pattern based on the patented outlet orifice design of the original Turbo TeeJet® nozzle.
- Patented orifice design provides large, round passages to minimize plugging.
- Depending on the chemical, produces large air-filled drops through a Venturi air aspirator resulting in less drift.
- All polymer construction for excellent chemical and wear resistance.
- Compact size to prevent tip damage.
- Removable pre-orifice.
- Ideal for use with automatic sprayer controllers.

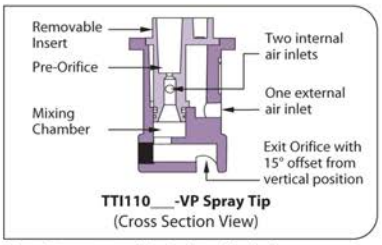

TTI110___-VP Spray Tip
(Cross Section View)

Note: Due to pre-orifice design, this tip is not compatible with the 4193A check valve tip strainer.

- Wide operating pressure range: 15–100 PSI (1–7 bar).
- Automatic spray alignment with 114443-*-CELR Quick TeeJet cap and gasket for capacities 015 thru 06; 114502-*-CELR for capacities 08 and 10.

CONTACT PRODUCT	SYSTEMIC PRODUCT	DRIFT MANAGEMENT
—	EXCELLENT	EXCELLENT

	PSI	DROP SIZE	CAPACITY ONE NOZZLE IN GPM	CAPACITY ONE NOZZLE IN OZ./MIN.	GPA 4 MPH	GPA 5 MPH	GPA 6 MPH	GPA 8 MPH	GPA 10 MPH	GPA 12 MPH	GPA 15 MPH	GPA 20 MPH	GALLONS PER 1000 SQ. FT. 2 MPH	GALLONS PER 1000 SQ. FT. 3 MPH	GALLONS PER 1000 SQ. FT. 4 MPH	GALLONS PER 1000 SQ. FT. 5 MPH
TTI110015 (100)	15	UC	0.092	12	6.8	5.5	4.6	3.4	2.7	2.3	1.8	1.4	0.31	0.21	0.16	0.13
	20	UC	0.11	14	8.2	6.5	5.4	4.1	3.3	2.7	2.2	1.6	0.37	0.25	0.19	0.15
	30	UC	0.13	17	9.7	7.7	6.4	4.8	3.9	3.2	2.6	1.9	0.44	0.29	0.22	0.18
	40	UC	0.15	19	11.1	8.9	7.4	5.6	4.5	3.7	3.0	2.2	0.51	0.34	0.26	0.20
	50	UC	0.17	22	12.6	10.1	8.4	6.3	5.0	4.2	3.4	2.5	0.58	0.39	0.29	0.23
	60	XC	0.18	23	13.4	10.7	8.9	6.7	5.3	4.5	3.6	2.7	0.61	0.41	0.31	0.24
	70	XC	0.20	26	14.9	11.9	9.9	7.4	5.9	5.0	4.0	3.0	0.68	0.45	0.34	0.27
	80	VC	0.21	27	15.6	12.5	10.4	7.8	6.2	5.2	4.2	3.1	0.71	0.48	0.36	0.29
	90	VC	0.23	29	17.1	13.7	11.4	8.5	6.8	5.7	4.6	3.4	0.78	0.52	0.39	0.31
	100	VC	0.24	31	17.8	14.3	11.9	8.9	7.1	5.9	4.8	3.6	0.82	0.54	0.41	0.33
TTI11002 (50)	15	UC	0.12	15	8.9	7.1	5.9	4.5	3.6	3.0	2.4	1.8	0.41	0.27	0.20	0.16
	20	UC	0.14	18	10.4	8.3	6.9	5.2	4.2	3.5	2.8	2.1	0.48	0.32	0.24	0.19
	30	UC	0.17	22	12.6	10.1	8.4	6.3	5.0	4.2	3.4	2.5	0.58	0.39	0.29	0.23
	40	UC	0.20	26	14.9	11.9	9.9	7.4	5.9	5.0	4.0	3.0	0.68	0.45	0.34	0.27
	50	UC	0.22	28	16.3	13.1	10.9	8.2	6.5	5.4	4.4	3.3	0.75	0.50	0.37	0.30
	60	XC	0.24	31	17.8	14.3	11.9	8.9	7.1	5.9	4.8	3.6	0.82	0.54	0.41	0.33
	70	XC	0.26	33	19.3	15.4	12.9	9.7	7.7	6.4	5.1	3.9	0.88	0.59	0.44	0.35
	80	VC	0.28	36	21	16.6	13.9	10.4	8.3	6.9	5.5	4.2	0.95	0.63	0.48	0.38
	90	VC	0.30	38	22	17.8	14.9	11.1	8.9	7.4	5.9	4.5	1.0	0.68	0.51	0.41
	100	VC	0.32	41	24	19.0	15.8	11.9	9.5	7.9	6.3	4.8	1.1	0.73	0.54	0.44
TTI110025 (50)	15	UC	0.15	19	11.1	8.9	7.4	5.6	4.5	3.7	3.0	2.2	0.51	0.34	0.26	0.20
	20	UC	0.18	23	13.4	10.7	8.9	6.7	5.3	4.5	3.6	2.7	0.61	0.41	0.31	0.24
	30	UC	0.22	28	16.3	13.1	10.9	8.2	6.5	5.4	4.4	3.3	0.75	0.50	0.37	0.30
	40	UC	0.25	32	18.6	14.9	12.4	9.3	7.4	6.2	5.0	3.7	0.85	0.57	0.43	0.34
	50	UC	0.28	36	21	16.6	13.9	10.4	8.3	6.9	5.5	4.2	0.95	0.63	0.48	0.38
	60	UC	0.31	40	23	18.4	15.3	11.5	9.2	7.7	6.1	4.6	1.1	0.70	0.53	0.42
	70	XC	0.33	42	25	19.6	16.3	12.3	9.8	8.2	6.5	4.9	1.1	0.75	0.56	0.45
	80	XC	0.35	45	26	21	17.3	13.0	10.4	8.7	6.9	5.2	1.2	0.79	0.60	0.48
	90	VC	0.38	49	28	23	18.8	14.1	11.3	9.4	7.5	5.6	1.3	0.86	0.65	0.52
	100	VC	0.40	51	30	24	19.8	14.9	11.9	9.9	7.9	5.9	1.4	0.91	0.68	0.54
TTI11003 (50)	15	UC	0.18	23	13.4	10.7	8.9	6.7	5.3	4.5	3.6	2.7	0.61	0.41	0.31	0.24
	20	UC	0.21	27	15.6	12.5	10.4	7.8	6.2	5.2	4.2	3.1	0.71	0.48	0.36	0.29
	30	UC	0.26	33	19.3	15.4	12.9	9.7	7.7	6.4	5.1	3.9	0.88	0.59	0.44	0.35
	40	UC	0.30	38	22	17.8	14.9	11.1	8.9	7.4	5.9	4.5	1.0	0.68	0.51	0.41
	50	UC	0.34	44	25	20	16.8	12.6	10.1	8.4	6.7	5.0	1.2	0.77	0.58	0.46
	60	UC	0.37	47	27	22	18.3	13.7	11.0	9.2	7.3	5.5	1.3	0.84	0.63	0.50
	70	XC	0.40	51	30	24	19.8	14.9	11.9	9.9	7.9	5.9	1.4	0.91	0.68	0.54
	80	XC	0.42	54	31	25	21	15.6	12.5	10.4	8.3	6.2	1.4	0.95	0.71	0.57
	90	XC	0.45	58	33	27	22	16.7	13.4	11.1	8.9	6.7	1.5	1.0	0.77	0.61
	100	VC	0.47	60	35	28	23	17.4	14.0	11.6	9.3	7.0	1.6	1.1	0.80	0.64
TTI11004 (50)	15	UC	0.24	31	17.8	14.3	11.9	8.9	7.1	5.9	4.8	3.6	0.82	0.54	0.41	0.33
	20	UC	0.28	36	21	16.6	13.9	10.4	8.3	6.9	5.5	4.2	0.95	0.63	0.48	0.38
	30	UC	0.35	45	26	21	17.3	13.0	10.4	8.7	6.9	5.2	1.2	0.79	0.60	0.48
	40	UC	0.40	51	30	24	19.8	14.9	11.9	9.9	7.9	5.9	1.4	0.91	0.68	0.54
	50	UC	0.45	58	33	27	22	16.7	13.4	11.1	8.9	6.7	1.5	1.0	0.77	0.61
	60	UC	0.49	63	36	29	24	18.2	14.6	12.1	9.7	7.3	1.7	1.1	0.83	0.67
	70	XC	0.53	68	39	31	26	19.7	15.7	13.1	10.5	7.9	1.8	1.2	0.90	0.72
	80	XC	0.57	73	42	34	28	21	16.9	14.1	11.3	8.5	1.9	1.3	0.97	0.78
	90	VC	0.60	77	45	36	30	22	17.8	14.9	11.9	8.9	2.0	1.4	1.0	0.82
	100	VC	0.63	81	47	37	31	23	18.7	15.6	12.5	9.4	2.1	1.4	1.1	0.86
TTI11005 (50)	15	UC	0.31	40	23	18.4	15.3	11.5	9.2	7.7	6.1	4.6	1.1	0.70	0.53	0.42
	20	UC	0.35	45	26	21	17.3	13.0	10.4	8.7	6.9	5.2	1.2	0.79	0.60	0.48
	30	UC	0.43	55	32	26	21	16.0	12.8	10.6	8.5	6.4	1.5	0.97	0.73	0.58
	40	UC	0.50	64	37	30	25	18.6	14.9	12.4	9.9	7.4	1.7	1.1	0.85	0.68
	50	UC	0.56	72	42	33	28	21	16.6	13.9	11.1	8.3	1.9	1.3	0.95	0.76
	60	XC	0.61	78	45	36	30	23	18.1	15.1	12.1	9.1	2.1	1.4	1.0	0.83
	70	XC	0.66	84	49	39	33	25	19.6	16.3	13.1	9.8	2.2	1.5	1.1	0.90
	80	VC	0.71	91	53	42	35	26	21	17.6	14.1	10.5	2.4	1.6	1.2	0.97
	90	VC	0.75	96	56	45	37	28	22	18.6	14.9	11.1	2.6	1.7	1.3	1.0
	100	VC	0.79	101	59	47	39	29	23	19.6	15.6	11.7	2.7	1.8	1.3	1.1
TTI11006 (50)	15	UC	0.37	47	27	22	18.3	13.7	11.0	9.2	7.3	5.5	1.3	0.84	0.63	0.50
	20	UC	0.42	54	31	25	21	15.6	12.5	10.4	8.3	6.2	1.4	0.95	0.71	0.57
	30	UC	0.52	67	39	31	26	19.3	15.4	12.9	10.3	7.7	1.8	1.2	0.88	0.71
	40	UC	0.60	77	45	36	30	22	17.8	14.9	11.9	8.9	2.0	1.4	1.0	0.82
	50	XC	0.67	86	50	40	33	25	19.9	16.6	13.3	9.9	2.3	1.5	1.1	0.91
	60	XC	0.73	93	54	43	36	27	22	18.1	14.5	10.8	2.5	1.7	1.2	0.99
	70	VC	0.79	101	59	47	39	29	23	19.6	15.6	11.7	2.7	1.8	1.3	1.1
	80	VC	0.85	109	63	50	42	32	25	21	16.8	12.6	2.9	1.9	1.4	1.2
	90	C	0.90	115	67	53	45	33	27	22	17.8	13.4	3.1	2.0	1.5	1.2
	100	C	0.95	122	71	56	47	35	28	24	18.8	14.1	3.2	2.2	1.6	1.3
NEW! TTI11008 (50)	15	UC	0.49	63	36	29	24	18.2	14.6	12.1	9.7	7.3	1.7	1.1	0.83	0.67
	20	UC	0.57	73	42	34	28	21	16.9	14.1	11.3	8.5	1.9	1.3	0.97	0.78
	30	UC	0.69	88	51	41	34	26	20	17.1	13.7	10.2	2.3	1.6	1.2	0.94
	40	UC	0.80	102	59	48	40	30	24	19.8	15.8	11.9	2.7	1.8	1.4	1.1
	50	UC	0.89	114	66	53	44	33	26	22	17.6	13.2	3.0	2.0	1.5	1.2
	60	UC	0.98	125	73	58	49	36	29	24	19.4	14.6	3.3	2.2	1.7	1.3
	70	UC	1.06	136	79	63	52	39	31	26	21	15.7	3.6	2.4	1.8	1.4
	80	XC	1.13	145	84	67	56	42	34	28	22	16.8	3.8	2.6	1.9	1.5
	90	XC	1.20	154	89	71	59	45	36	30	24	17.8	4.1	2.7	2.0	1.6
	100	XC	1.26	161	94	75	62	47	37	31	25	18.7	4.3	2.9	2.1	1.7
NEW! TTI11010	15	UC	0.61	78	45	36	30	23	18.1	15.1	12.1	9.1	2.1	1.4	1.0	0.83
	20	UC	0.71	91	53	42	35	26	21	17.6	14.1	10.5	2.4	1.6	1.2	0.97
	30	UC	0.87	111	65	52	43	32	26	22	17.2	12.9	3.0	2.0	1.5	1.2
	40	UC	1.00	128	74	59	50	37	30	25	19.8	14.9	3.4	2.3	1.7	1.4
	50	UC	1.12	143	83	67	55	42	33	28	22	16.6	3.8	2.5	1.9	1.5
	60	UC	1.22	156	91	72	60	45	36	30	24	18.1	4.2	2.8	2.1	1.7
	70	UC	1.32	169	98	78	65	49	39	33	26	19.6	4.5	3.0	2.2	1.8
	80	XC	1.41	180	105	84	70	52	42	35	28	21	4.8	3.2	2.4	1.9
	90	XC	1.50	192	111	89	74	56	45	37	30	22	5.1	3.4	2.6	2.0
	100	XC	1.58	202	117	94	78	59	47	39	31	23	5.4	3.6	2.7	2.2

Note: Always double check your application rates. Tabulations are based on spraying water at 70°F (21°C).

Optimum Spray Height

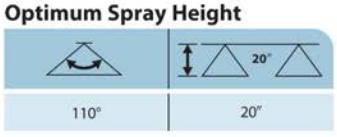

How to order:

Specify tip number.
Example:
TTI11004-VP – Polymer with VisiFlo® color-coding
TTI11003-VP-CE – Polymer with VisiFlo color-coding, includes Quick TeeJet cap and gasket

XR TeeJet® Extended Range Flat Spray Tips

Typical Applications:

General use tip that provides excellent coverage particularly when applying insecticides, fungicides or contact herbicides.

Features:

- Excellent spray distribution over a wide range of pressures—15–60 PSI (1–4 bar).
- Ideal for rigs equipped with sprayer controllers.
- Reduces drift at lower pressures, better coverage at higher pressures.
- Available in stainless steel, ceramic and polymer in 80° and 110° spray angles with VisiFlo® color-coding.
- Ceramic is available with corrosive-resistant polypropylene VisiFlo color-coded tip holder in 80° capacities 03–08 and 110° capacities 02–08.
- XR110025 only available in VK.
- XR80025 and XR80035 only available in VS.
- Brass available in 110° only.
- Automatic spray alignment with 114441-*-CELR Quick TeeJet® cap and gasket.
- Automatic spray alignment for sizes 10 and 15 with 25610-*-NYR Quick TeeJet cap and gasket.

At 15 PSI (1 bar) Pressure — At 60 PSI (4 bar) Pressure

	PSI	DROP SIZE 80°	DROP SIZE 110°	CAPACITY ONE NOZZLE IN GPM	CAPACITY ONE NOZZLE IN OZ./MIN.	20" GPA 4 MPH	5 MPH	6 MPH	8 MPH	10 MPH	12 MPH	15 MPH	20 MPH	GALLONS PER 1000 SQ. FT. 2 MPH	3 MPH	4 MPH	5 MPH
XR8001 XR11001 (100)	15	F	F	0.061	7.8	4.5	3.6	3.0	2.3	1.8	1.5	1.2	0.91	0.21	0.14	0.10	0.08
	20	F	F	0.071	9.1	5.3	4.2	3.5	2.6	2.1	1.8	1.4	1.1	0.24	0.16	0.12	0.10
	30	F	F	0.087	11	6.5	5.2	4.3	3.2	2.6	2.2	1.7	1.3	0.30	0.20	0.15	0.12
	40	F	F	0.10	13	7.4	5.9	5.0	3.7	3.0	2.5	2.0	1.5	0.34	0.23	0.17	0.14
	50	F	F	0.11	14	8.2	6.5	5.4	4.1	3.3	2.7	2.2	1.6	0.37	0.25	0.19	0.15
	60	F	VF	0.12	15	8.9	7.1	5.9	4.5	3.6	3.0	2.4	1.8	0.41	0.27	0.20	0.16
XR80015 XR110015 (100)	15	M	F	0.092	12	6.8	5.5	4.6	3.4	2.7	2.3	1.8	1.4	0.31	0.21	0.16	0.13
	20	F	F	0.11	14	8.2	6.5	5.4	4.1	3.3	2.7	2.2	1.6	0.37	0.25	0.19	0.15
	30	F	F	0.13	17	9.7	7.7	6.4	4.8	3.9	3.2	2.6	1.9	0.44	0.29	0.22	0.18
	40	F	F	0.15	19	11.1	8.9	7.4	5.6	4.5	3.7	3.0	2.2	0.51	0.34	0.26	0.20
	50	F	F	0.17	22	12.6	10.1	8.4	6.3	5.0	4.2	3.4	2.5	0.58	0.39	0.29	0.23
	60	F	F	0.18	23	13.4	10.7	8.9	6.7	5.3	4.5	3.6	2.7	0.61	0.41	0.31	0.24
XR8002 XR11002 (50)	15	M	M	0.12	15	8.9	7.1	5.9	4.5	3.6	3.0	2.4	1.8	0.41	0.27	0.20	0.16
	20	M	F	0.14	18	10.4	8.3	6.9	5.2	4.2	3.5	2.8	2.1	0.48	0.32	0.24	0.19
	30	F	F	0.17	22	12.6	10.1	8.4	6.3	5.0	4.2	3.4	2.5	0.58	0.39	0.29	0.23
	40	F	F	0.20	26	14.9	11.9	9.9	7.4	5.9	5.0	4.0	3.0	0.68	0.45	0.34	0.27
	50	F	F	0.22	28	16.3	13.1	10.9	8.2	6.5	5.4	4.4	3.3	0.75	0.50	0.37	0.30
	60	F	F	0.24	31	17.8	14.3	11.9	8.9	7.1	5.9	4.8	3.6	0.82	0.54	0.41	0.33
XR80025 XR110025 (50)	15	M	M	0.15	19	11.1	8.9	7.4	5.6	4.5	3.7	3.0	2.2	0.51	0.34	0.26	0.20
	20	M	M	0.18	23	13.4	10.7	8.9	6.7	5.3	4.5	3.6	2.7	0.61	0.41	0.31	0.24
	30	F	F	0.22	28	16.3	13.1	10.9	8.2	6.5	5.4	4.4	3.3	0.75	0.50	0.37	0.30
	40	F	F	0.25	32	18.6	14.9	12.4	9.3	7.4	6.2	5.0	3.7	0.85	0.57	0.43	0.34
	50	F	F	0.28	36	21	16.6	13.9	10.4	8.3	6.9	5.5	4.2	0.95	0.63	0.48	0.38
	60	F	F	0.31	40	23	18.4	15.3	11.5	9.2	7.7	6.1	4.6	1.1	0.70	0.53	0.42
XR8003 XR11003 (50)	15	M	M	0.18	23	13.4	10.7	8.9	6.7	5.3	4.5	3.6	2.7	0.61	0.41	0.31	0.24
	20	M	M	0.21	27	15.6	12.5	10.4	7.8	6.2	5.2	4.2	3.1	0.71	0.48	0.36	0.29
	30	F	F	0.26	33	19.3	15.4	12.9	9.7	7.7	6.4	5.1	3.9	0.88	0.59	0.44	0.35
	40	F	F	0.30	38	22	17.8	14.9	11.1	8.9	7.4	5.9	4.5	1.0	0.68	0.51	0.41
	50	F	F	0.34	44	25	20	16.8	12.6	10.1	8.4	6.7	5.0	1.2	0.77	0.58	0.46
	60	F	F	0.37	47	27	22	18.3	13.7	11.0	9.2	7.3	5.5	1.3	0.84	0.63	0.50
XR80035 (50)	15	M		0.21	27	15.6	12.5	10.4	7.8	6.2	5.2	4.2	3.1	0.71	0.48	0.36	0.29
	20	M		0.25	32	18.6	14.9	12.4	9.3	7.4	6.2	5.0	3.7	0.85	0.57	0.43	0.34
	30	M		0.30	38	22	17.8	14.9	11.1	8.9	7.4	5.9	4.5	1.0	0.68	0.51	0.41
	40	M		0.35	45	26	21	17.3	13.0	10.4	8.7	6.9	5.2	1.2	0.79	0.60	0.48
	50	F		0.39	50	29	23	19.3	14.5	11.6	9.7	7.7	5.8	1.3	0.88	0.66	0.53
	60	F		0.43	55	32	26	21	16.0	12.8	10.6	8.5	6.4	1.5	0.97	0.73	0.58
XR8004 XR11004 (50)	15	C	M	0.24	31	17.8	14.3	11.9	8.9	7.1	5.9	4.8	3.6	0.82	0.54	0.41	0.33
	20	M	M	0.28	36	21	16.6	13.9	10.4	8.3	6.9	5.5	4.2	1.0	0.63	0.48	0.38
	30	M	M	0.35	45	26	21	17.3	13.0	10.4	8.7	6.9	5.2	1.2	0.79	0.60	0.48
	40	M	M	0.40	51	30	24	19.8	14.9	11.9	9.9	7.9	5.9	1.4	0.91	0.68	0.54
	50	F	F	0.45	58	33	27	22	16.7	13.4	11.1	8.9	6.7	1.5	1.0	0.77	0.61
	60	F	F	0.49	63	36	29	24	18.2	14.6	12.1	9.7	7.3	1.7	1.1	0.83	0.67
XR8005 XR11005 (50)	15	C	M	0.31	40	23	18.4	15.3	11.5	9.2	7.7	6.1	4.6	1.1	0.70	0.53	0.42
	20	C	M	0.35	45	26	21	17.3	13.0	10.4	8.7	6.9	5.2	1.2	0.79	0.60	0.48
	30	M	M	0.43	55	32	26	21	16.0	12.8	10.6	8.5	6.4	1.5	0.97	0.73	0.58
	40	M	M	0.50	64	37	30	25	18.6	14.9	12.4	9.9	7.4	1.7	1.1	0.85	0.68
	50	M	F	0.56	72	42	33	28	21	16.6	13.9	11.1	8.3	1.9	1.3	0.95	0.76
	60	F	F	0.61	78	45	36	30	23	18.1	15.1	12.1	9.1	2.1	1.4	1.0	0.83
XR8006 XR11006 (50)	15	C	C	0.37	47	27	22	18.3	13.7	11.0	9.2	7.3	5.5	1.3	0.84	0.63	0.50
	20	C	M	0.42	54	31	25	21	15.6	12.5	10.4	8.3	6.2	1.4	1.0	0.71	0.57
	30	M	M	0.52	67	39	31	26	19.3	15.4	12.9	10.3	7.7	1.8	1.2	0.88	0.71
	40	M	M	0.60	77	45	36	30	22	17.8	14.9	11.9	8.9	2.0	1.4	1.0	0.82
	50	M	M	0.67	86	50	40	33	25	19.9	16.6	13.3	9.9	2.3	1.5	1.1	0.91
	60	M	F	0.73	93	54	43	36	27	22	18.1	14.5	10.8	2.5	1.7	1.2	0.99
XR8008 XR11008 (50)	15	VC	C	0.49	63	36	29	24	18.2	14.6	12.1	9.7	7.3	1.7	1.1	0.83	0.67
	20	VC	C	0.57	73	42	34	28	21	16.9	14.1	11.3	8.5	1.9	1.3	0.97	0.78
	30	C	C	0.69	88	51	41	34	26	20	17.1	13.7	10.2	2.3	1.6	1.2	0.94
	40	M	M	0.80	102	59	48	40	30	24	19.8	15.8	11.9	2.7	1.8	1.4	1.1
	50	M	M	0.89	114	66	53	44	33	26	22	17.6	13.2	3.0	2.0	1.5	1.2
	60	M	M	0.98	125	73	58	49	36	29	24	19.4	14.6	3.3	2.2	1.7	1.3
XR8010† XR11010†	15	XC	VC	0.61	78	45	36	30	23	18.1	15.1	12.1	9.1	2.1	1.4	1.0	0.83
	20	VC	C	0.71	91	53	42	35	26	21	17.6	14.1	10.5	2.4	1.6	1.2	0.97
	30	C	C	0.87	111	65	52	43	32	26	22	17.2	12.9	3.0	2.0	1.5	1.2
	40	C	M	1.00	128	74	59	50	37	30	25	19.8	14.9	3.4	2.3	1.7	1.4
	50	C	M	1.12	143	83	67	55	42	33	28	22	16.6	3.8	2.5	1.9	1.5
	60	C	M	1.22	156	91	72	60	45	36	30	24	18.1	4.1	2.8	2.1	1.7
XR8015† XR11015†	15	XC	VC	0.92	118	68	55	46	34	27	23	18.2	13.7	3.1	2.1	1.6	1.3
	20	XC	VC	1.06	136	79	63	52	39	31	26	21	15.7	3.6	2.4	1.8	1.4
	30	VC	VC	1.30	166	97	77	64	48	39	32	26	19.3	4.4	2.9	2.2	1.8
	40	VC	C	1.50	192	111	89	74	56	45	37	30	22	5.1	3.4	2.6	2.0
	50	C	C	1.68	215	125	100	83	62	50	42	33	25	5.7	3.8	2.9	2.3
	60	C	C	1.84	236	137	109	91	68	55	46	36	27	6.3	4.2	3.1	2.5

Note: Always double check your application rates. Tabulations are based on spraying water at 70°F (21°C).
See pages 136–157 for drop size classification, useful formulas and other information. †Available in all stainless steel only.

CONTACT PRODUCT	SYSTEMIC PRODUCT	DRIFT MANAGEMENT
EXCELLENT	GOOD	GOOD
GOOD*	VERY GOOD*	VERY GOOD*

*At pressures below 30 PSI (2.0 bar)

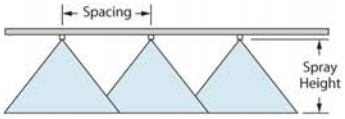

Optimum Spray Height

	20"
80°	30"
110°	20"

How to order:

Specify tip number.

Examples:

- XR8004VS – Stainless Steel with VisiFlo color-coding
- XR11004-VP – Polymer with VisiFlo color-coding (110° only)
- XR11004-VK – Ceramic with polypropylene VisiFlo color-coding
- XR8010SS – Stainless Steel
- XR11004VB – Brass with VisiFlo color-coding (110° only)

XRC TeeJet® Extended Range Flat Spray Tips

Typical Applications:

See selection guide on page 4 for recommended typical applications for XRC TeeJet tips.

Features:

- Excellent spray distribution over a wide range of pressures—15–60 PSI (1–4 bar).
- Ideal for rigs equipped with sprayer controllers.
- Reduces drift at lower pressures, better coverage at higher pressures.
- 80° available in stainless steel (015, 02, 03–06 capacities) and ceramic (02, 03–08 capacities).
- 110° available in stainless steel (025–05 capacities), ceramic (02–08 capacities) and polymer (025–20 capacities).
- XR TeeJet tip molded into Quick TeeJet® cap provides automatic spray alignment.
- Includes tightly fitting washer that stays put and assures a good seal.

At 15 PSI (1 bar) Pressure — At 60 PSI (4 bar) Pressure

	PSI	DROP SIZE 80°	DROP SIZE 110°	CAPACITY ONE NOZZLE IN GPM	CAPACITY ONE NOZZLE IN OZ./MIN.	GPA 4 MPH	GPA 5 MPH	GPA 6 MPH	GPA 8 MPH	GPA 10 MPH	GPA 12 MPH	GPA 15 MPH	GPA 20 MPH	GALLONS PER 1000 SQ. FT. 2 MPH	3 MPH	4 MPH	5 MPH
XRC80015 (100)	15	M		0.092	12	6.8	5.5	4.6	3.4	2.7	2.3	1.8	1.4	0.31	0.21	0.16	0.13
	20	F		0.11	14	8.2	6.5	5.4	4.1	3.3	2.7	2.2	1.6	0.37	0.25	0.19	0.15
	30	F		0.13	17	9.7	7.7	6.4	4.8	3.9	3.2	2.6	1.9	0.44	0.29	0.22	0.18
	40	F		0.15	19	11.1	8.9	7.4	5.6	4.5	3.7	3.0	2.2	0.51	0.34	0.26	0.20
	50	F		0.17	22	12.6	10.1	8.4	6.3	5.0	4.2	3.4	2.5	0.58	0.39	0.29	0.23
	60	F		0.18	23	13.4	10.7	8.9	6.7	5.3	4.5	3.6	2.7	0.61	0.41	0.31	0.24
XRC8002 XRC11002 (50)	15	M	M	0.12	15	8.9	7.1	5.9	4.5	3.6	3.0	2.4	1.8	0.41	0.27	0.20	0.16
	20	M	F	0.14	18	10.4	8.3	6.9	5.2	4.2	3.5	2.8	2.1	0.48	0.32	0.24	0.19
	30	F	F	0.17	22	12.6	10.1	8.4	6.3	5.0	4.2	3.4	2.5	0.58	0.39	0.29	0.23
	40	F	F	0.20	26	14.9	11.9	9.9	7.4	5.9	5.0	4.0	3.0	0.68	0.45	0.34	0.27
	50	F	F	0.22	28	16.3	13.1	10.9	8.2	6.5	5.4	4.4	3.3	0.75	0.50	0.37	0.30
	60	F	F	0.24	31	17.8	14.3	11.9	8.9	7.1	5.9	4.8	3.6	0.82	0.54	0.41	0.33
XRC110025 (50)	15		M	0.15	19	11.1	8.9	7.4	5.6	4.5	3.7	3.0	2.2	0.51	0.34	0.26	0.20
	20		M	0.18	23	13.4	10.7	8.9	6.7	5.3	4.5	3.6	2.7	0.61	0.41	0.31	0.24
	30		F	0.22	28	16.3	13.1	10.9	8.2	6.5	5.4	4.4	3.3	0.75	0.50	0.37	0.30
	40		F	0.25	32	18.6	14.9	12.4	9.3	7.4	6.2	5.0	3.7	0.85	0.57	0.43	0.34
	50		F	0.28	36	21	16.6	13.9	10.4	8.3	6.9	5.5	4.2	0.95	0.63	0.48	0.38
	60		F	0.31	40	23	18.4	15.3	11.5	9.2	7.7	6.1	4.6	1.1	0.70	0.53	0.42
XRC8003 XRC11003 (50)	15	M	M	0.18	23	13.4	10.7	8.9	6.7	5.3	4.5	3.6	2.7	0.61	0.41	0.31	0.24
	20	M	M	0.21	27	15.6	12.5	10.4	7.8	6.2	5.2	4.2	3.1	0.71	0.48	0.36	0.29
	30	F	F	0.26	33	19.3	15.4	12.9	9.7	7.7	6.4	5.1	3.9	0.88	0.59	0.44	0.35
	40	F	F	0.30	38	22	17.8	14.9	11.1	8.9	7.4	5.9	4.5	1.0	0.68	0.51	0.41
	50	F	F	0.34	44	25	20	16.8	12.6	10.1	8.4	6.7	5.0	1.2	0.77	0.58	0.46
	60	F	F	0.37	47	27	22	18.3	13.7	11.0	9.2	7.3	5.5	1.3	0.84	0.63	0.50
XRC8004 XRC11004 (50)	15	C	M	0.24	31	17.8	14.3	11.9	8.9	7.1	5.9	4.8	3.6	0.82	0.54	0.41	0.33
	20	M	M	0.28	36	21	16.6	13.9	10.4	8.3	6.9	5.5	4.2	0.95	0.63	0.48	0.38
	30	M	M	0.35	45	26	21	17.3	13.0	10.4	8.7	6.9	5.2	1.2	0.79	0.60	0.48
	40	M	M	0.40	51	30	24	19.8	14.9	11.9	9.9	7.9	5.9	1.4	0.91	0.68	0.54
	50	F	F	0.45	58	33	27	22	16.7	13.4	11.1	8.9	6.7	1.5	1.0	0.77	0.61
	60	F	F	0.49	63	36	29	24	18.2	14.6	12.1	9.7	7.3	1.7	1.1	0.83	0.67
XRC8005 XRC11005 (50)	15	C	M	0.31	40	23	18.4	15.3	11.5	9.2	7.7	6.1	4.6	1.1	0.70	0.53	0.42
	20	C	M	0.35	45	26	21	17.3	13.0	10.4	8.7	6.9	5.2	1.2	0.79	0.60	0.48
	30	M	M	0.43	55	32	26	21	16.0	12.8	10.6	8.5	6.4	1.5	0.97	0.73	0.58
	40	M	M	0.50	64	37	30	25	18.6	14.9	12.4	9.9	7.4	1.7	1.1	0.85	0.68
	50	M	F	0.56	72	42	33	28	21	16.6	13.9	11.1	8.3	1.9	1.3	0.95	0.76
	60	F	F	0.61	78	45	36	30	23	18.1	15.1	12.1	9.1	2.1	1.4	1.0	0.83
XRC8006 XRC11006 (50)	15	C	C	0.37	47	27	22	18.3	13.7	11.0	9.2	7.3	5.5	1.3	0.84	0.63	0.50
	20	C	M	0.42	54	31	25	21	15.6	12.5	10.4	8.3	6.2	1.4	0.95	0.71	0.57
	30	M	M	0.52	67	39	31	26	19.3	15.4	12.9	10.3	7.7	1.8	1.2	0.88	0.71
	40	M	M	0.60	77	45	36	30	22	17.8	14.9	11.9	8.9	2.0	1.4	1.0	0.82
	50	M	M	0.67	86	50	40	33	25	19.9	16.6	13.3	9.9	2.3	1.5	1.1	0.91
	60	M	F	0.73	93	54	43	36	27	22	18.1	14.5	10.8	2.5	1.7	1.2	0.99
XRC8008 XRC11008 (50)	15	VC	C	0.49	63	36	29	24	18.2	14.6	12.1	9.7	7.3	1.7	1.1	0.83	0.67
	20	VC	C	0.57	73	42	34	28	21	16.9	14.1	11.3	8.5	1.9	1.3	0.97	0.78
	30	C	C	0.69	88	51	41	34	26	20	17.1	13.7	10.2	2.3	1.6	1.2	0.94
	40	M	M	0.80	102	59	48	40	30	24	19.8	15.8	11.9	2.7	1.8	1.4	1.1
	50	M	M	0.89	114	66	53	44	33	26	22	17.6	13.2	3.0	2.0	1.5	1.2
	60	M	M	0.98	125	73	58	49	36	29	24	19.4	14.6	3.3	2.2	1.7	1.3
XRC11010	15		VC	0.61	78	45	36	30	23	18.1	15.1	12.1	9.1	2.1	1.4	1.0	0.83
	20		C	0.71	91	53	42	35	26	21	17.6	14.1	10.5	2.4	1.6	1.2	0.97
	30		C	0.87	111	65	52	43	32	26	22	17.2	12.9	3.0	2.0	1.5	1.2
	40		M	1.00	128	74	59	50	37	30	25	19.8	14.9	3.4	2.3	1.7	1.4
	50		M	1.12	143	83	67	55	42	33	28	22	16.6	3.8	2.5	1.9	1.5
	60		M	1.22	156	91	72	60	45	36	30	24	18.1	4.1	2.8	2.1	1.7
XRC11015	15		VC	0.92	118	68	55	46	34	27	23	18.2	13.7	3.1	2.1	1.6	1.3
	20		VC	1.06	136	79	63	52	39	31	26	21	15.7	3.6	2.4	1.8	1.4
	30		VC	1.30	166	97	77	64	48	39	32	26	19.3	4.4	2.9	2.2	1.8
	40		C	1.50	192	111	89	74	56	45	37	30	22	5.1	3.4	2.6	2.0
	50		C	1.68	215	125	100	83	62	50	42	33	25	5.7	3.8	2.9	2.3
	60		C	1.84	236	137	109	91	68	55	46	36	27	6.3	4.2	3.1	2.5
XRC11020	15		XC	1.22	156	91	72	60	45	36	30	24	18.1	4.1	2.8	2.1	1.7
	20		XC	1.41	180	105	84	70	52	42	35	28	21	4.8	3.2	2.4	1.9
	30		VC	1.73	221	128	103	86	64	51	43	34	26	5.9	3.9	2.9	2.4
	40		VC	2.00	256	149	119	99	74	59	50	40	30	6.8	4.5	3.4	2.7
	50		VC	2.24	287	166	133	111	83	67	55	44	33	7.6	5.1	3.8	3.0
	60		VC	2.45	314	182	146	121	91	73	61	49	36	8.3	5.6	4.2	3.3

Note: Always double check your application rates. Tabulations are based on spraying water at 70°F (21°C).
See pages 136–157 for drop size classification, useful formulas and other information.

CONTACT PRODUCT	SYSTEMIC PRODUCT	DRIFT MANAGEMENT
EXCELLENT	GOOD	GOOD
GOOD*	VERY GOOD*	VERY GOOD*

*At pressures below 30 PSI (2.0 bar)

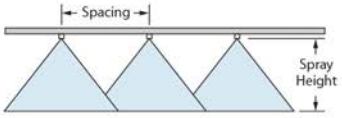

Optimum Spray Height

	20°
80°	30"
110°	20"

How to order:

Specify tip number.
Examples:

XRC11004-VS – Stainless Steel with VisiFlo® color-coding
XRC11004-VP – Polymer with VisiFlo color-coding
XRC11004-VK – Ceramic with VisiFlo color-coding

TeeJet® VisiFlo® Flat Spray Tips

Features:

- Tapered edge flat spray pattern for uniform coverage in broadcast spraying.
- VisiFlo color-coded version available in stainless steel, ceramic and polymer in 80° or 110° spray angles in selected sizes.
- Available in ceramic 80° capacities 01–02 and 110° capacities 01–015. See XR and XRC TeeJet® tips on page 12–13 for larger capacities.
- Standard version (not color-coded) available in 15°, 25°, 40°, 50° and 65° spray angles in brass, stainless steel or hardened stainless steel.
- Automatic spray alignment with 114441-*-CELR Quick TeeJet® cap and gasket.
- Automatic spray alignment for sizes 10 through 20 with 25610-*-NYR Quick TeeJet cap and gasket.

	PSI	DROP SIZE 80°	DROP SIZE 110°	CAPACITY ONE NOZZLE IN GPM	CAPACITY ONE NOZZLE IN OZ./MIN.	GPA 4 MPH	GPA 5 MPH	GPA 6 MPH	GPA 8 MPH	GPA 10 MPH	GPA 12 MPH	GPA 15 MPH	GPA 20 MPH	GALLONS PER 1000 SQ. FT. 2 MPH	GALLONS PER 1000 SQ. FT. 3 MPH	GALLONS PER 1000 SQ. FT. 4 MPH	GALLONS PER 1000 SQ. FT. 5 MPH
TP650050† TP800050† TP1100050† (100)	30			0.043	5.5	3.2	2.6	2.1	1.6	1.3	1.1	0.85	0.64	0.15	0.10	0.07	0.06
	35			0.047	6.0	3.5	2.8	2.3	1.7	1.4	1.2	0.93	0.70	0.16	0.11	0.08	0.06
	40			0.050	6.4	3.7	3.0	2.5	1.9	1.5	1.2	0.99	0.74	0.17	0.11	0.09	0.07
	50			0.056	7.2	4.2	3.3	2.8	2.1	1.7	1.4	1.1	0.83	0.19	0.13	0.10	0.08
	60			0.061	7.8	4.5	3.6	3.0	2.3	1.8	1.5	1.2	0.91	0.21	0.14	0.10	0.08
TP650067† TP800067† TP1100067† (100)	30			0.058	7.4	4.3	3.4	2.9	2.2	1.7	1.4	1.1	0.86	0.20	0.13	0.10	0.08
	35			0.063	8.1	4.7	3.7	3.1	2.3	1.9	1.6	1.2	0.94	0.21	0.14	0.11	0.09
	40			0.067	8.6	5.0	4.0	3.3	2.5	2.0	1.7	1.3	0.99	0.23	0.15	0.11	0.09
	50			0.075	9.6	5.6	4.5	3.7	2.8	2.2	1.9	1.5	1.1	0.26	0.17	0.13	0.10
	60			0.082	10	6.1	4.9	4.1	3.0	2.4	2.0	1.6	1.2	0.28	0.19	0.14	0.11
TP6501† TP8001 TP11001 (100)	30	F	F	0.087	11	6.5	5.2	4.3	3.2	2.6	2.2	1.7	1.3	0.30	0.20	0.15	0.12
	35	F	F	0.094	12	7.0	5.6	4.7	3.5	2.8	2.3	1.9	1.4	0.32	0.21	0.16	0.13
	40	F	F	0.10	13	7.4	5.9	5.0	3.7	3.0	2.5	2.0	1.5	0.34	0.23	0.17	0.14
	50	F	F	0.11	14	8.2	6.5	5.4	4.1	3.3	2.7	2.2	1.6	0.37	0.25	0.19	0.15
	60	F	VF	0.12	15	8.9	7.1	5.9	4.5	3.6	3.0	2.4	1.8	0.41	0.27	0.20	0.16
TP65015† TP80015 TP110015 (100)	30	F	F	0.13	17	9.7	7.7	6.4	4.8	3.9	3.2	2.6	1.9	0.44	0.29	0.22	0.18
	35	F	F	0.14	18	10.4	8.3	6.9	5.2	4.2	3.5	2.8	2.1	0.48	0.32	0.24	0.19
	40	F	F	0.15	19	11.1	8.9	7.4	5.6	4.5	3.7	3.0	2.2	0.51	0.34	0.26	0.20
	50	F	F	0.17	22	12.6	10.1	8.4	6.3	5.0	4.2	3.4	2.5	0.58	0.39	0.29	0.23
	60	F	F	0.18	23	13.4	10.7	8.9	6.7	5.3	4.5	3.6	2.7	0.61	0.41	0.31	0.24
TP6502† TP8002 TP11002 (50)	30	F	F	0.17	22	12.6	10.1	8.4	6.3	5.0	4.2	3.4	2.5	0.58	0.39	0.29	0.23
	35	F	F	0.19	24	14.1	11.3	9.4	7.1	5.6	4.7	3.8	2.8	0.65	0.43	0.32	0.26
	40	F	F	0.20	26	14.9	11.9	9.9	7.4	5.9	5.0	4.0	3.0	0.68	0.45	0.34	0.27
	50	F	F	0.22	28	16.3	13.1	10.9	8.2	6.5	5.4	4.4	3.3	0.75	0.50	0.37	0.30
	60	F	F	0.24	31	17.8	14.3	11.9	8.9	7.1	5.9	4.8	3.6	0.82	0.54	0.41	0.33
TP6503† TP8003 TP11003 (50)	30	F	F	0.26	33	19.3	15.4	12.9	9.7	7.7	6.4	5.1	3.9	0.88	0.59	0.44	0.35
	35	F	F	0.28	36	21	16.6	13.9	10.4	8.3	6.9	5.5	4.2	0.95	0.63	0.48	0.38
	40	F	F	0.30	38	22	17.8	14.9	11.1	8.9	7.4	5.9	4.5	1.0	0.68	0.51	0.41
	50	F	F	0.34	44	25	20	16.8	12.6	10.1	8.4	6.7	5.0	1.2	0.77	0.58	0.46
	60	F	F	0.37	47	27	22	18.3	13.7	11.0	9.2	7.3	5.5	1.3	0.84	0.63	0.50
TP6504† TP8004 TP11004 (50)	30	M	M	0.35	45	26	21	17.3	13.0	10.4	8.7	6.9	5.2	1.2	0.79	0.60	0.48
	35	M	M	0.37	47	27	22	18.3	13.7	11.0	9.2	7.3	5.5	1.3	0.84	0.63	0.50
	40	M	M	0.40	51	30	24	19.8	14.9	11.9	9.9	7.9	5.9	1.4	0.91	0.68	0.54
	50	F	F	0.45	58	33	27	22	16.7	13.4	11.1	8.9	6.7	1.5	1.0	0.77	0.61
	60	F	F	0.49	63	36	29	24	18.2	14.6	12.1	9.7	7.3	1.7	1.1	0.83	0.67
TP6505† TP8005 TP11005 (50)	30	M	M	0.43	55	32	26	21	16.0	12.8	10.6	8.5	6.4	1.5	0.97	0.73	0.58
	35	M	M	0.47	60	35	28	23	17.4	14.0	11.6	9.3	7.0	1.6	1.1	0.80	0.64
	40	M	M	0.50	64	37	30	25	18.6	14.9	12.4	9.9	7.4	1.7	1.1	0.85	0.68
	50	M	F	0.56	72	42	33	28	21	16.6	13.9	11.1	8.3	1.9	1.3	0.95	0.76
	60	F	F	0.61	78	45	36	30	23	18.1	15.1	12.1	9.1	2.1	1.4	1.0	0.83
TP6506† TP8006 TP11006 (50)	30	M	M	0.52	67	39	31	26	19.3	15.4	12.9	10.3	7.7	1.8	1.2	0.88	0.71
	35	M	M	0.56	72	42	33	28	21	16.6	13.9	11.1	8.3	1.9	1.3	0.95	0.76
	40	M	M	0.60	77	45	36	30	22	17.8	14.9	11.9	8.9	2.0	1.4	1.0	0.82
	50	M	M	0.67	86	50	40	33	25	19.9	16.6	13.3	9.9	2.3	1.5	1.1	0.91
	60	M	F	0.73	93	54	43	36	27	22	18.1	14.5	10.8	2.5	1.7	1.2	0.99
TP6508† TP8008 TP11008 (50)	30	C	C	0.69	88	51	41	34	26	20	17.1	13.7	10.2	2.3	1.6	1.2	0.94
	35	C	M	0.75	96	56	45	37	28	22	18.6	14.9	11.1	2.6	1.7	1.3	1.0
	40	M	M	0.80	102	59	48	40	30	24	19.8	15.8	11.9	2.7	1.8	1.4	1.1
	50	M	M	0.89	114	66	53	44	33	26	22	17.6	13.2	3.0	2.0	1.5	1.2
	60	M	M	0.98	125	73	58	49	36	29	24	19.4	14.6	3.3	2.2	1.7	1.3
TP6510† TP8010† TP11010†	30	C	VC	0.87	111	65	52	43	32	26	22	17.2	12.9	3.0	2.0	1.5	1.2
	35	C	C	0.94	120	70	56	47	35	28	23	18.6	14.0	3.2	2.1	1.6	1.3
	40	C	M	1.00	128	74	59	50	37	30	25	19.8	14.9	3.4	2.3	1.7	1.4
	50	C	M	1.12	143	83	67	55	42	33	28	22	16.6	3.8	2.5	1.9	1.5
	60	C	M	1.22	156	91	72	60	45	36	30	24	18.1	4.1	2.8	2.1	1.7
TP6515† TP8015† TP11015†	30	VC	VC	1.30	166	97	77	64	48	39	32	26	19.3	4.4	2.9	2.2	1.8
	35	VC	C	1.40	179	104	83	69	52	42	35	28	21	4.8	3.2	2.4	1.9
	40	VC	C	1.50	192	111	89	74	56	45	37	30	22	5.1	3.4	2.6	2.0
	50	C	C	1.68	215	125	100	83	62	50	42	33	25	5.7	3.8	2.9	2.3
	60	C	C	1.84	236	137	109	91	68	55	46	36	27	6.3	4.2	3.1	2.5
TP6520† TP8020† TP11020†	30			1.73	221	128	103	86	64	51	43	34	26	5.9	3.9	2.9	2.4
	35			1.87	239	139	111	93	69	56	46	37	28	6.4	4.2	3.2	2.5
	40			2.00	256	149	119	99	74	59	50	40	30	6.8	4.5	3.4	2.7
	50			2.24	287	166	133	111	83	67	55	44	33	7.6	5.1	3.8	3.0
	60			2.45	314	182	146	121	91	73	61	49	36	8.3	5.6	4.2	3.3

Note: Always double check your application rates. Tabulations are based on spraying water at 70°F (21°C). See pages 136–157 for drop size classification, useful formulas and other information.

†Available in brass and/or stainless steel and/or hardened stainless steel.

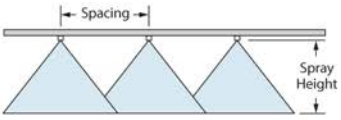

Optimum Spray Height

	20"
65°	35"
80°	30"
110°	20"

How to order:

Specify tip number.

Examples:

- TP8002VS – Stainless Steel with VisiFlo color-coding
- TP11002VP – Polymer with VisiFlo color-coding
- TP11002-HSS – Hardened Stainless Steel
- TP8002-SS – Stainless Steel
- TP8002 – Brass

TTI TwinJet® Twin Flat Spray Tips

Typical Applications:

Extremely coarse droplet size provides the best drift control possible, with minimal driftable fines and a twin spray pattern for improved coverage. Ideal for post-emerge systemic products, including dicamba.

Features:

- 110° wide angle, air induction, twin tapered flat spray tip pattern based on the patented outlet orifice design of the original Turbo TeeJet® nozzle.
- 60° angle between leading and trailing patterns for increased canopy coverage and penetration.
- Depending on the chemical, produces large air-filled drops through a Venturi air aspirator resulting in less drift.
- All polymer construction for excellent chemical and wear resistance.

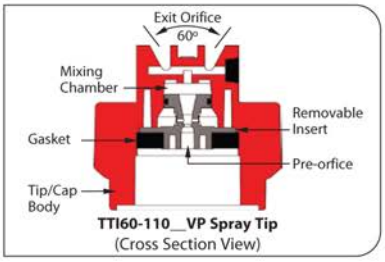

TTI60-110__VP Spray Tip
(Cross Section View)

- All in one molded nozzle and Quick TeeJet® cap design allows for quick installation and automatic spray alignment.
- Removable pre-orifice for fast and easy cleaning.
- Wide operating pressure range: 20–100 PSI (1.5–7 bar).

PSI	DROP SIZE	CAPACITY ONE NOZZLE IN GPM	CAPACITY ONE NOZZLE IN OZ./MIN.	GPA 4 MPH	GPA 5 MPH	GPA 6 MPH	GPA 8 MPH	GPA 10 MPH	GPA 12 MPH	GPA 15 MPH	GPA 20 MPH	GALLONS PER 1000 SQ. FT. 2 MPH	GALLONS PER 1000 SQ. FT. 3 MPH	GALLONS PER 1000 SQ. FT. 4 MPH	GALLONS PER 1000 SQ. FT. 5 MPH
TTI60-11002VP (50)															
20	UC	0.14	18	10.4	8.3	6.9	5.2	4.2	3.5	2.8	2.1	0.48	0.32	0.24	0.19
30	UC	0.17	22	12.6	10.1	8.4	6.3	5.0	4.2	3.4	2.5	0.58	0.39	0.29	0.23
40	XC	0.20	26	14.9	11.9	9.9	7.4	5.9	5.0	4.0	3.0	0.68	0.45	0.34	0.27
50	XC	0.22	28	16.3	13.1	10.9	8.2	6.5	5.4	4.4	3.3	0.75	0.50	0.37	0.30
60	VC	0.24	31	17.8	14.3	11.9	8.9	7.1	5.9	4.8	3.6	0.82	0.54	0.41	0.33
70	VC	0.26	33	19.3	15.4	12.9	9.7	7.7	6.4	5.1	3.9	0.88	0.59	0.44	0.35
80	VC	0.28	36	21	16.6	13.9	10.4	8.3	6.9	5.5	4.2	0.95	0.63	0.48	0.38
90	VC	0.30	38	22	17.8	14.9	11.1	8.9	7.4	5.9	4.5	1.0	0.68	0.51	0.41
TTI60-110025VP (50)															
20	UC	0.18	23	13.4	10.7	8.9	6.7	5.3	4.5	3.6	2.7	0.61	0.41	0.31	0.24
30	UC	0.22	28	16.3	13.1	10.9	8.2	6.5	5.4	4.4	3.3	0.75	0.50	0.37	0.30
40	XC	0.25	32	18.6	14.9	12.4	9.3	7.4	6.2	5.0	3.7	0.85	0.57	0.43	0.34
50	XC	0.28	36	21	16.6	13.9	10.4	8.3	6.9	5.5	4.2	0.95	0.63	0.48	0.38
60	VC	0.31	40	23	18.4	15.3	11.5	9.2	7.7	6.1	4.6	1.1	0.70	0.53	0.42
70	VC	0.33	42	25	19.6	16.3	12.3	9.8	8.2	6.5	4.9	1.1	0.75	0.56	0.45
80	VC	0.35	45	26	21	17.3	13.0	10.4	8.7	6.9	5.2	1.2	0.79	0.60	0.48
90	VC	0.38	49	28	23	18.8	14.1	11.3	9.4	7.5	5.6	1.3	0.86	0.65	0.52
TTI60-11003VP (50)															
20	UC	0.21	27	15.6	12.5	10.4	7.8	6.2	5.2	4.2	3.1	0.71	0.48	0.36	0.29
30	UC	0.26	33	19.3	15.4	12.9	9.7	7.7	6.4	5.1	3.9	0.88	0.59	0.44	0.35
40	UC	0.30	38	22	17.8	14.9	11.1	8.9	7.4	5.9	4.5	1.0	0.68	0.51	0.41
50	UC	0.34	44	25	20	16.8	12.6	10.1	8.4	6.7	5.0	1.2	0.77	0.58	0.46
60	XC	0.37	47	27	22	18.3	13.7	11.0	9.2	7.3	5.5	1.3	0.84	0.63	0.50
70	XC	0.40	51	30	24	19.8	14.9	11.9	9.9	7.9	5.9	1.4	0.91	0.68	0.54
80	VC	0.42	54	31	25	21	15.6	12.5	10.4	8.3	6.2	1.4	0.95	0.71	0.57
90	VC	0.45	58	33	27	22	16.7	13.4	11.1	8.9	6.7	1.5	1.0	0.77	0.61
TTI60-11004VP (50)															
20	UC	0.28	36	21	16.6	13.9	10.4	8.3	6.9	5.5	4.2	0.95	0.63	0.48	0.38
30	UC	0.35	45	26	21	17.3	13.0	10.4	8.7	6.9	5.2	1.2	0.79	0.60	0.48
40	UC	0.40	51	30	24	19.8	14.9	11.9	9.9	7.9	5.9	1.4	0.91	0.68	0.54
50	UC	0.45	58	33	27	22	16.7	13.4	11.1	8.9	6.7	1.5	1.0	0.77	0.61
60	XC	0.49	63	36	29	24	18.2	14.6	12.1	9.7	7.3	1.7	1.1	0.83	0.67
70	XC	0.53	68	39	31	26	19.7	15.7	13.1	10.5	7.9	1.8	1.2	0.90	0.72
80	VC	0.57	73	42	34	28	21	16.9	14.1	11.3	8.5	1.9	1.3	0.97	0.78
90	VC	0.60	77	45	36	30	22	17.8	14.9	11.9	8.9	2.0	1.4	1.0	0.82
TTI60-11005VP (50)															
20	UC	0.35	45	26	21	17.3	13.0	10.4	8.7	6.9	5.2	1.2	0.79	0.60	0.48
30	UC	0.43	55	32	26	21	16.0	12.8	10.6	8.5	6.4	1.5	0.97	0.73	0.58
40	UC	0.50	64	37	30	25	18.6	14.9	12.4	9.9	7.4	1.7	1.1	0.85	0.68
50	UC	0.56	72	42	33	28	21	16.6	13.9	11.1	8.3	1.9	1.3	0.95	0.76
60	XC	0.61	78	45	36	30	23	18.1	15.1	12.1	9.1	2.1	1.4	1.0	0.83
70	XC	0.66	84	49	39	33	25	19.6	16.3	13.1	9.8	2.2	1.5	1.1	0.90
80	VC	0.71	91	53	42	35	26	21	17.6	14.1	10.5	2.4	1.6	1.2	0.97
90	VC	0.75	96	56	45	37	28	22	18.6	14.9	11.1	2.6	1.7	1.3	1.0
TTI60-11006VP (50)															
20	UC	0.42	54	31	25	21	15.6	12.5	10.4	8.3	6.2	1.4	0.95	0.71	0.57
30	UC	0.52	67	39	31	26	19.3	15.4	12.9	10.3	7.7	1.8	1.2	0.88	0.71
40	UC	0.60	77	45	36	30	22	17.8	14.9	11.9	8.9	2.0	1.4	1.0	0.82
50	UC	0.67	86	50	40	33	25	19.9	16.6	13.3	9.9	2.3	1.5	1.1	0.91
60	XC	0.73	93	54	43	36	27	22	18.1	14.5	10.8	2.5	1.7	1.2	0.99
70	XC	0.79	101	59	47	39	29	23	19.6	15.6	11.7	2.7	1.8	1.3	1.1
80	XC	0.85	109	63	50	42	32	25	21	16.8	12.6	2.9	1.9	1.4	1.2
90	XC	0.90	115	67	53	45	33	27	22	17.8	13.4	3.1	2.0	1.5	1.2
TTI60-11008VP (50)															
20	UC	0.57	73	42	34	28	21	16.9	14.1	11.3	8.5	1.9	1.3	0.97	0.78
30	UC	0.69	88	51	41	34	26	20	17.1	13.7	10.2	2.3	1.6	1.2	0.94
40	UC	0.80	102	59	48	40	30	24	19.8	15.8	11.9	2.7	1.8	1.4	1.09
50	UC	0.89	114	66	53	44	33	26	22	17.6	13.2	3.0	2.0	1.5	1.2
60	UC	0.98	125	73	58	49	36	29	24	19.4	14.6	3.3	2.2	1.7	1.3
70	UC	1.06	136	79	63	52	39	31	26	21	15.7	3.6	2.4	1.8	1.4
80	UC	1.13	145	84	67	56	42	34	28	22	16.8	3.8	2.6	1.9	1.5
90	XC	1.20	154	89	71	59	45	36	30	24	17.8	4.1	2.7	2.0	1.6

Note: Always double check your application rates. Tabulations are based on spraying water at 70°F (21°C).

CONTACT PRODUCT	SYSTEMIC PRODUCT	DRIFT MANAGEMENT
—	EXCELLENT	EXCELLENT

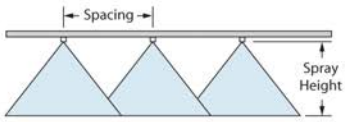

Optimum Spray Height

110°	20"

How to order:

Specify tip number.

Example:

TTI60-11004VP – Polymer with VisiFlo color-coding, includes Quick TeeJet cap and gasket

Turbo TwinJet® Twin Flat Spray Tips

Typical Applications:

Twin spray pattern provides excellent coverage, ideal for contact herbicides, fungicides and insecticides.

Features:

- Dual outlet design produces two 110° flat fan spray patterns using the patented technology from the Turbo TeeJet® nozzle. The angle between each spray pattern is 60° forward and back.
- Best suited for broadcast spraying where superior leaf coverage and canopy penetration is important.
- Droplet size range is slightly larger than for the same capacity Turbo TeeJet nozzle providing drift-reducing properties with increased canopy coverage and penetration.
- Molded polymer for excellent chemical and wear resistance.
- Available in six VisiFlo® color-coded capacities with pressure ranges from 20–90 PSI (1.5–6 bar).
- Ideal for use with automatic sprayer controllers.
- Automatic alignment when used with 114441-*-CELR Quick TeeJet® cap and gasket.

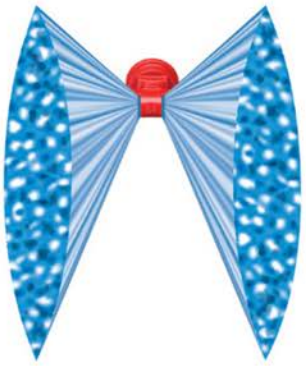

	PSI	DROP SIZE	CAPACITY ONE NOZZLE IN GPM	CAPACITY ONE NOZZLE IN OZ./MIN.	20" GPA 4 MPH	5 MPH	6 MPH	8 MPH	10 MPH	12 MPH	15 MPH	20 MPH	GALLONS PER 1000 SQ. FT. 2 MPH	3 MPH	4 MPH	5 MPH
TTJ60-11002 (100)	20	C	0.14	18	10.4	8.3	6.9	5.2	4.2	3.5	2.8	2.1	0.48	0.32	0.24	0.19
	30	C	0.17	22	12.6	10.1	8.4	6.3	5.0	4.2	3.4	2.5	0.58	0.39	0.29	0.23
	40	M	0.20	26	14.9	11.9	9.9	7.4	5.9	5.0	4.0	3.0	0.68	0.45	0.34	0.27
	50	M	0.22	28	16.3	13.1	10.9	8.2	6.5	5.4	4.4	3.3	0.75	0.50	0.37	0.30
	60	M	0.24	31	17.8	14.3	11.9	8.9	7.1	5.9	4.8	3.6	0.82	0.54	0.41	0.33
	70	M	0.26	33	19.3	15.4	12.9	9.7	7.7	6.4	5.1	3.9	0.88	0.59	0.44	0.35
	80	M	0.28	36	21	16.6	13.9	10.4	8.3	6.9	5.5	4.2	0.95	0.63	0.48	0.38
	90	M	0.30	38	22	17.8	14.9	11.1	8.9	7.4	5.9	4.5	1.0	0.68	0.51	0.41
TTJ60-110025 (100)	20	VC	0.18	23	13.4	10.7	8.9	6.7	5.3	4.5	3.6	2.7	0.61	0.41	0.31	0.24
	30	C	0.22	28	16.3	13.1	10.9	8.2	6.5	5.4	4.4	3.3	0.75	0.50	0.37	0.30
	40	C	0.25	32	18.6	14.9	12.4	9.3	7.4	6.2	5.0	3.7	0.85	0.57	0.43	0.34
	50	M	0.28	36	21	16.6	13.9	10.4	8.3	6.9	5.5	4.2	0.95	0.63	0.48	0.38
	60	M	0.31	40	23	18.4	15.3	11.5	9.2	7.7	6.1	4.6	1.1	0.70	0.53	0.42
	70	M	0.33	42	25	19.6	16.3	12.3	9.8	8.2	6.5	4.9	1.1	0.75	0.56	0.45
	80	M	0.35	45	26	21	17.3	13.0	10.4	8.7	6.9	5.2	1.2	0.79	0.60	0.48
	90	M	0.38	49	28	23	18.8	14.1	11.3	9.4	7.5	5.6	1.3	0.86	0.65	0.52
TTJ60-11003 (100)	20	VC	0.21	27	15.6	12.5	10.4	7.8	6.2	5.2	4.2	3.1	0.71	0.48	0.36	0.29
	30	C	0.26	33	19.3	15.4	12.9	9.7	7.7	6.4	5.1	3.9	0.88	0.59	0.44	0.35
	40	C	0.30	38	22	17.8	14.9	11.1	8.9	7.4	5.9	4.5	1.0	0.68	0.51	0.41
	50	M	0.34	44	25	20	16.8	12.6	10.1	8.4	6.7	5.0	1.2	0.77	0.58	0.46
	60	M	0.37	47	27	22	18.3	13.7	11.0	9.2	7.3	5.5	1.3	0.84	0.63	0.50
	70	M	0.40	51	30	24	19.8	14.9	11.9	9.9	7.9	5.9	1.4	0.91	0.68	0.54
	80	M	0.42	54	31	25	21	15.6	12.5	10.4	8.3	6.2	1.4	0.95	0.71	0.57
	90	M	0.45	58	33	27	22	16.7	13.4	11.1	8.9	6.7	1.5	1.0	0.77	0.61
TTJ60-11004 (50)	20	VC	0.28	36	21	16.6	13.9	10.4	8.3	6.9	5.5	4.2	0.95	0.63	0.48	0.38
	30	C	0.35	45	26	21	17.3	13.0	10.4	8.7	6.9	5.2	1.2	0.79	0.60	0.48
	40	C	0.40	51	30	24	19.8	14.9	11.9	9.9	7.9	5.9	1.4	0.91	0.68	0.54
	50	M	0.45	58	33	27	22	16.7	13.4	11.1	8.9	6.7	1.5	1.0	0.77	0.61
	60	M	0.49	63	36	29	24	18.2	14.6	12.1	9.7	7.3	1.7	1.1	0.83	0.67
	70	M	0.53	68	39	31	26	19.7	15.7	13.1	10.5	7.9	1.8	1.2	0.90	0.72
	80	M	0.57	73	42	34	28	21	16.9	14.1	11.3	8.5	1.9	1.3	0.97	0.78
	90	M	0.60	77	45	36	30	22	17.8	14.9	11.9	8.9	2.0	1.4	1.0	0.82
TTJ60-11005 (50)	20	VC	0.35	45	26	21	17.3	13.0	10.4	8.7	6.9	5.2	1.2	0.79	0.60	0.48
	30	C	0.43	55	32	26	21	16.0	12.8	10.6	8.5	6.4	1.5	0.97	0.73	0.58
	40	C	0.50	64	37	30	25	18.6	14.9	12.4	9.9	7.4	1.7	1.1	0.85	0.68
	50	C	0.56	72	42	33	28	21	16.6	13.9	11.1	8.3	1.9	1.3	0.95	0.76
	60	M	0.61	78	45	36	30	23	18.1	15.1	12.1	9.1	2.1	1.4	1.0	0.83
	70	M	0.66	84	49	39	33	25	19.6	16.3	13.1	9.8	2.2	1.5	1.1	0.90
	80	M	0.71	91	53	42	35	26	21	17.6	14.1	10.5	2.4	1.6	1.2	0.97
	90	M	0.75	96	56	45	37	28	22	18.6	14.9	11.1	2.6	1.7	1.3	1.0
TTJ60-11006 (50)	20	VC	0.42	54	31	25	21	15.6	12.5	10.4	8.3	6.2	1.4	0.95	0.71	0.57
	30	C	0.52	67	39	31	26	19.3	15.4	12.9	10.3	7.7	1.8	1.2	0.88	0.71
	40	C	0.60	77	45	36	30	22	17.8	14.9	11.9	8.9	2.0	1.4	1.0	0.82
	50	C	0.67	86	50	40	33	25	19.9	16.6	13.3	9.9	2.3	1.5	1.1	0.91
	60	M	0.73	93	54	43	36	27	22	18.1	14.5	10.8	2.5	1.7	1.2	0.99
	70	M	0.79	101	59	47	39	29	23	19.6	15.6	11.7	2.7	1.8	1.3	1.1
	80	M	0.85	109	63	50	42	32	25	21	16.8	12.6	2.9	1.9	1.4	1.2
	90	M	0.90	115	67	53	45	33	27	22	17.8	13.4	3.1	2.0	1.5	1.2
TTJ60-11008 (50)	20	VC	0.57	73	42	34	28	21	16.9	14.1	11.3	8.5	1.9	1.3	0.97	0.78
	30	VC	0.69	88	51	41	34	26	20	17.1	13.7	10.2	2.3	1.6	1.2	0.94
	40	C	0.80	102	59	48	40	30	24	19.8	15.8	11.9	2.7	1.8	1.4	1.09
	50	C	0.89	114	66	53	44	33	26	22	17.6	13.2	3.0	2.0	1.5	1.2
	60	C	0.98	125	73	58	49	36	29	24	19.4	14.6	3.3	2.2	1.7	1.3
	70	C	1.06	136	79	63	52	39	31	26	21	15.7	3.6	2.4	1.8	1.4
	80	M	1.13	145	84	67	56	42	34	28	22	16.8	3.8	2.6	1.9	1.5
	90	M	1.20	154	89	71	59	45	36	30	24	17.8	4.1	2.7	2.0	1.6
TTJ60-11010 (50)	20	XC	0.71	91	53	42	35	26	21	17.6	14.1	10.5	2.4	1.6	1.2	0.97
	30	VC	0.87	111	65	52	43	32	26	22	17.2	12.9	3.0	2.0	1.5	1.2
	40	VC	1.00	128	74	59	50	37	30	25	19.8	14.9	3.4	2.3	1.7	1.4
	50	VC	1.12	143	83	67	55	42	33	28	22	16.6	3.8	2.5	1.9	1.5
	60	C	1.22	156	91	72	60	45	36	30	24	18.1	4.1	2.8	2.1	1.7
	70	C	1.32	169	98	78	65	49	39	33	26	19.6	4.5	3.0	2.2	1.8
	80	C	1.41	180	105	84	70	52	42	35	28	21	4.8	3.2	2.4	1.9
	90	C	1.50	192	111	89	74	56	45	37	30	22	5.1	3.4	2.6	2.0

Note: Always double check your application rates. Tabulations are based on spraying water at 70°F (21°C).
See pages 136–157 for drop size classification, useful formulas and other information.

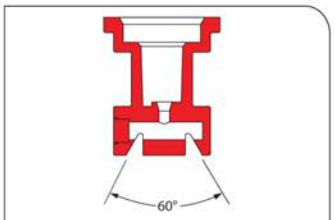

TTJ60-110___VP Spray Tip
(Cross Section View)

CONTACT PRODUCT	SYSTEMIC PRODUCT	DRIFT MANAGEMENT
EXCELLENT	EXCELLENT	VERY GOOD
VERY GOOD*	EXCELLENT*	EXCELLENT*

*At pressures below 30 PSI (2.0 bar)

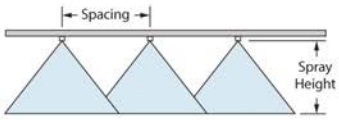

Optimum Spray Height

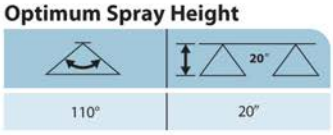

How to order:

Specify tip number.
Example:
TTJ60-11004VP – Polymer with VisiFlo® color-coding
TTJ60-11003VP-CE – Polymer with VisiFlo color-coding, includes Quick TeeJet cap and gasket

Air Induction Turbo TwinJet® Twin Flat Spray Tips

Typical Applications:

Large droplets provide excellent drift control, while twin patterns ensures thorough coverage. Ideal for systemic herbicides and other drift sensitive products.

Features:

- Air induction with dual 110° flat fan patterns
- 60° between leading and trailing spray patterns
- Good coverage with increased canopy penetration and best drift control
- Best suited for postemergence applications
- Excellent drift control with coarse to very coarse droplets
- Available in nine VisiFlo® color coded capacities (02 through 15)—color represents total flow
- Pressure ranges from 20–90 PSI (1.5–6 bar)
- Automatic spray alignment when used with 114443-*-CELR (02–06) or 114502-*-CELR (08–15) Quick TeeJet® cap and gasket.

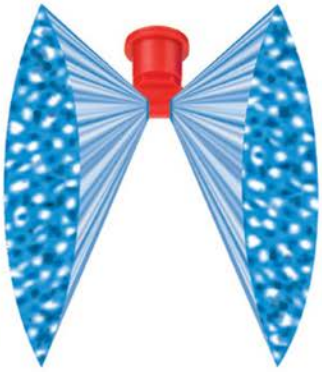

	PSI	DROP SIZE	CAPACITY ONE NOZZLE IN GPM	CAPACITY ONE NOZZLE IN OZ./MIN.	20° GPA 4 MPH	5 MPH	6 MPH	8 MPH	10 MPH	12 MPH	15 MPH	20 MPH	GALLONS PER 1000 SQ. FT. 2 MPH	3 MPH	4 MPH	5 MPH
AITTJ60-11002VP (100)	20	XC	0.14	18	10.4	8.3	6.9	5.2	4.2	3.5	2.8	2.1	0.48	0.32	0.24	0.19
	30	VC	0.17	22	12.6	10.1	8.4	6.3	5.0	4.2	3.4	2.5	0.58	0.39	0.29	0.23
	40	C	0.20	26	14.9	11.9	9.9	7.4	5.9	5.0	4.0	3.0	0.68	0.45	0.34	0.27
	50	C	0.22	28	16.3	13.1	10.9	8.2	6.5	5.4	4.4	3.3	0.75	0.50	0.37	0.30
	60	C	0.24	31	17.8	14.3	11.9	8.9	7.1	5.9	4.8	3.6	0.82	0.54	0.41	0.33
	70	M	0.26	33	19.3	15.4	12.9	9.7	7.7	6.4	5.1	3.9	0.88	0.59	0.44	0.35
	80	M	0.28	36	21	16.6	13.9	10.4	8.3	6.9	5.5	4.2	0.95	0.63	0.48	0.38
	90	M	0.30	38	22	17.8	14.9	11.1	8.9	7.4	5.9	4.5	1.0	0.68	0.51	0.41
AITTJ60-110025VP (100)	20	XC	0.18	23	13.4	10.7	8.9	6.7	5.3	4.5	3.6	2.7	0.61	0.41	0.31	0.24
	30	VC	0.22	28	16.3	13.1	10.9	8.2	6.5	5.4	4.4	3.3	0.75	0.50	0.37	0.30
	40	VC	0.25	32	18.6	14.9	12.4	9.3	7.4	6.2	5.0	3.7	0.85	0.57	0.43	0.34
	50	C	0.28	36	21	16.6	13.9	10.4	8.3	6.9	5.5	4.2	0.95	0.63	0.48	0.38
	60	C	0.31	40	23	18.4	15.3	11.5	9.2	7.7	6.1	4.6	1.1	0.70	0.53	0.42
	70	M	0.33	42	25	19.6	16.3	12.3	9.8	8.2	6.5	4.9	1.1	0.75	0.56	0.45
	80	M	0.35	45	26	21	17.3	13.0	10.4	8.7	6.9	5.2	1.2	0.79	0.60	0.48
	90	M	0.38	49	28	23	18.8	14.1	11.3	9.4	7.5	5.6	1.3	0.86	0.65	0.52
AITTJ60-11003VP (50)	20	UC	0.21	27	15.6	12.5	10.4	7.8	6.2	5.2	4.2	3.1	0.71	0.48	0.36	0.29
	30	XC	0.26	33	19.3	15.4	12.9	9.7	7.7	6.4	5.1	3.9	0.88	0.59	0.44	0.35
	40	VC	0.30	38	22	17.8	14.9	11.1	8.9	7.4	5.9	4.5	1.0	0.68	0.51	0.41
	50	VC	0.34	44	25	20	16.8	12.6	10.1	8.4	6.7	5.0	1.2	0.77	0.58	0.46
	60	C	0.37	47	27	22	18.3	13.7	11.0	9.2	7.3	5.5	1.3	0.84	0.63	0.50
	70	C	0.40	51	30	24	19.8	14.9	11.9	9.9	7.9	5.9	1.4	0.91	0.68	0.54
	80	C	0.42	54	31	25	21	15.6	12.5	10.4	8.3	6.2	1.4	0.95	0.71	0.57
	90	M	0.45	58	33	27	22	16.7	13.4	11.1	8.9	6.7	1.5	1.0	0.77	0.61
AITTJ60-11004VP (50)	20	UC	0.28	36	21	16.6	13.9	10.4	8.3	6.9	5.5	4.2	0.95	0.63	0.48	0.38
	30	XC	0.35	45	26	21	17.3	13.0	10.4	8.7	6.9	5.2	1.2	0.79	0.60	0.48
	40	VC	0.40	51	30	24	19.8	14.9	11.9	9.9	7.9	5.9	1.4	0.91	0.68	0.54
	50	VC	0.45	58	33	27	22	16.7	13.4	11.1	8.9	6.7	1.5	1.0	0.77	0.61
	60	C	0.49	63	36	29	24	18.2	14.6	12.1	9.7	7.3	1.7	1.1	0.83	0.67
	70	C	0.53	68	39	31	26	19.7	15.7	13.1	10.5	7.9	1.8	1.2	0.90	0.72
	80	M	0.57	73	42	34	28	21	16.9	14.1	11.3	8.5	1.9	1.3	0.97	0.78
	90	M	0.60	77	45	36	30	22	17.8	14.9	11.9	8.9	2.0	1.4	1.0	0.82
AITTJ60-11005VP (50)	20	UC	0.35	45	26	21	17.3	13.0	10.4	8.7	6.9	5.2	1.2	0.79	0.60	0.48
	30	XC	0.43	55	32	26	21	16.0	12.8	10.6	8.5	6.4	1.5	0.97	0.73	0.58
	40	VC	0.50	64	37	30	25	18.6	14.9	12.4	9.9	7.4	1.7	1.1	0.85	0.68
	50	VC	0.56	72	42	33	28	21	16.6	13.9	11.1	8.3	1.9	1.3	0.95	0.76
	60	VC	0.61	78	45	36	30	23	18.1	15.1	12.1	9.1	2.1	1.4	1.0	0.83
	70	C	0.66	84	49	39	33	25	19.6	16.3	13.1	9.8	2.2	1.5	1.1	0.90
	80	C	0.71	91	53	42	35	26	21	17.6	14.1	10.5	2.4	1.6	1.2	0.97
	90	M	0.75	96	56	45	37	28	22	18.6	14.9	11.1	2.6	1.7	1.3	1.0
AITTJ60-11006VP (50)	20	UC	0.42	54	31	25	21	15.6	12.5	10.4	8.3	6.2	1.4	0.95	0.71	0.57
	30	XC	0.52	67	39	31	26	19.3	15.4	12.9	10.3	7.7	1.8	1.2	0.88	0.71
	40	VC	0.60	77	45	36	30	22	17.8	14.9	11.9	8.9	2.0	1.4	1.0	0.82
	50	VC	0.67	86	50	40	33	25	19.9	16.6	13.3	9.9	2.3	1.5	1.1	0.91
	60	C	0.73	93	54	43	36	27	22	18.1	14.5	10.8	2.5	1.7	1.2	0.99
	70	C	0.79	101	59	47	39	29	23	19.6	15.6	11.7	2.7	1.8	1.3	1.1
	80	C	0.85	109	63	50	42	32	25	21	16.8	12.6	2.9	1.9	1.4	1.2
	90	M	0.90	115	67	53	45	33	27	22	17.8	13.4	3.1	2.0	1.5	1.2
AITTJ60-11008VP (50)	20	UC	0.57	73	42	34	28	21	16.9	14.1	11.3	8.5	1.9	1.3	0.97	0.78
	30	UC	0.69	88	51	41	34	26	20	17.1	13.7	10.2	2.3	1.6	1.2	0.94
	40	XC	0.80	102	59	48	40	30	24	19.8	15.8	11.9	2.7	1.8	1.4	1.09
	50	XC	0.89	114	66	53	44	33	26	22	17.6	13.2	3.0	2.0	1.5	1.2
	60	VC	0.98	125	73	58	49	36	29	24	19.4	14.6	3.3	2.2	1.7	1.3
	70	VC	1.06	136	79	63	52	39	31	26	21	15.7	3.6	2.4	1.8	1.4
	80	VC	1.13	145	84	67	56	42	34	28	22	16.8	3.8	2.6	1.9	1.5
	90	C	1.20	154	89	71	59	45	36	30	24	17.8	4.1	2.7	2.0	1.6
AITTJ60-11010VP (50)	20	UC	0.71	91	53	42	35	26	21	17.6	14.1	10.5	2.4	1.6	1.2	0.97
	30	UC	0.87	111	65	52	43	32	26	22	17.2	12.9	3.0	2.0	1.5	1.2
	40	XC	1.00	128	74	59	50	37	30	25	19.8	14.9	3.4	2.3	1.7	1.4
	50	XC	1.12	143	83	67	55	42	33	28	22	16.6	3.8	2.5	1.9	1.5
	60	VC	1.22	156	91	72	60	45	36	30	24	18.1	4.1	2.8	2.1	1.7
	70	VC	1.32	169	98	78	65	49	39	33	26	19.6	4.5	3.0	2.2	1.8
	80	VC	1.41	180	105	84	70	52	42	35	28	21	4.8	3.2	2.4	1.9
	90	C	1.50	192	111	89	74	56	45	37	30	22	5.1	3.4	2.6	2.0
AITTJ60-11015VP (50)	20	UC	1.06	136	79	63	52	39	31	26	21	15.7	3.6	2.4	1.8	1.4
	30	UC	1.30	166	97	77	64	48	39	32	26	19.3	4.4	2.9	2.2	1.8
	40	UC	1.50	192	111	89	74	56	45	37	30	22	5.1	3.4	2.6	2.0
	50	XC	1.68	215	125	100	83	62	50	42	33	25	5.7	3.8	2.9	2.3
	60	XC	1.84	236	137	109	91	68	55	46	36	27	6.3	4.2	3.1	2.5
	70	XC	1.98	253	147	118	98	74	59	49	39	29	6.7	4.5	3.4	2.7
	80	VC	2.12	271	157	126	105	79	63	52	42	31	7.2	4.8	3.6	2.9
	90	VC	2.25	288	167	134	111	84	67	56	45	33	7.7	5.1	3.8	3.1

Note: Always double check your application rates. Tabulations are based on spraying water at 70°F (21°C).
See pages 136–157 for drop size classification, useful formulas and other information.

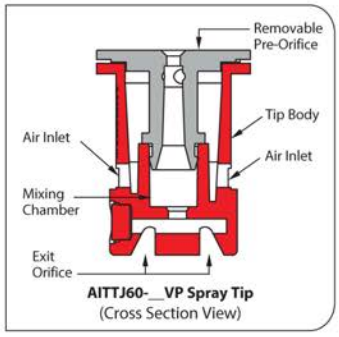

AITTJ60-__VP Spray Tip
(Cross Section View)

CONTACT PRODUCT	SYSTEMIC PRODUCT	DRIFT MANAGEMENT
GOOD	EXCELLENT	EXCELLENT

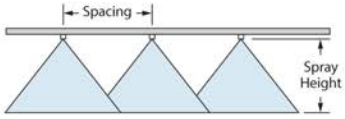

Optimum Spray Height

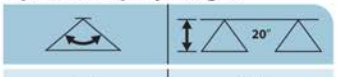

110°	20"

How to order:

Specify tip number.
Example:
AITTJ60-11004VP – Polymer with VisiFlo® color-coding
AITTJ60-11004VP-CE – Polymer with VisiFlo color-coding, includes Quick TeeJet cap and gasket

TeeJet® Double Outlet Flat Spray Tips

150° Series Stainless Steel and Brass

Suggested for post-directed application with hose drops.

How to order:
Specify tip number and material.
Example: TQ150-03-SS – Stainless Steel

	PSI	CAPACITY ONE NOZZLE IN GPM	GPA 20" 4 MPH	5 MPH	6 MPH	7 MPH	8 MPH	9 MPH	10 MPH	12 MPH	14 MPH	16 MPH	18 MPH
TQ150-01-SS (100)	20	0.071	5.3	4.2	3.5	3.0	2.6	2.3	2.1	1.8	1.5	1.3	1.2
	25	0.079	5.9	4.7	3.9	3.4	2.9	2.6	2.3	2.0	1.7	1.5	1.3
	30	0.087	6.5	5.2	4.3	3.7	3.2	2.9	2.6	2.2	1.8	1.6	1.4
	40	0.10	7.4	5.9	5.0	4.2	3.7	3.3	3.0	2.5	2.1	1.9	1.7
	50	0.11	8.2	6.5	5.4	4.7	4.1	3.6	3.3	2.7	2.3	2.0	1.8
TQ150-015-SS (100)	20	0.11	8.2	6.5	5.4	4.7	4.1	3.6	3.3	2.7	2.3	2.0	1.8
	25	0.12	8.9	7.1	5.9	5.1	4.5	4.0	3.6	3.0	2.5	2.2	2.0
	30	0.13	9.7	7.7	6.4	5.5	4.8	4.3	3.9	3.2	2.8	2.4	2.1
	40	0.15	11.1	8.9	7.4	6.4	5.6	5.0	4.5	3.7	3.2	2.8	2.5
	50	0.17	12.6	10.1	8.4	7.2	6.3	5.6	5.0	4.2	3.6	3.2	2.8
TQ150-02-SS (100)	20	0.14	10.4	8.3	6.9	5.9	5.2	4.6	4.2	3.5	3.0	2.6	2.3
	25	0.16	11.9	9.5	7.9	6.8	5.9	5.3	4.8	4.0	3.4	3.0	2.6
	30	0.17	12.6	10.1	8.4	7.2	6.3	5.6	5.0	4.2	3.6	3.2	2.8
	40	0.20	14.9	11.9	9.9	8.5	7.4	6.6	5.9	5.0	4.2	3.7	3.3
	50	0.22	16.3	13.1	10.9	9.3	8.2	7.3	6.5	5.4	4.7	4.1	3.6
TQ150-03-SS (100)	20	0.21	15.6	12.5	10.4	8.9	7.8	6.9	6.2	5.2	4.5	3.9	3.5
	25	0.24	17.8	14.3	11.9	10.2	8.9	7.9	7.1	5.9	5.1	4.5	4.0
	30	0.26	19.3	15.4	12.9	11.0	9.7	8.6	7.7	6.4	5.5	4.8	4.3
	40	0.30	22	17.8	14.9	12.7	11.1	9.9	8.9	7.4	6.4	5.6	5.0
	50	0.34	25	20	16.8	14.4	12.6	11.2	10.1	8.4	7.2	6.3	5.6
TQ150-04-SS (50)	20	0.28	21	16.6	13.9	11.9	10.4	9.2	8.3	6.9	5.9	5.2	4.6
	25	0.32	24	19.0	15.8	13.6	11.9	10.6	9.5	7.9	6.8	5.9	5.3
	30	0.35	26	21	17.3	14.9	13.0	11.6	10.4	8.7	7.4	6.5	5.8
	40	0.40	30	24	19.8	17.0	14.9	13.2	11.9	9.9	8.5	7.4	6.6
	50	0.45	33	27	22	19.1	16.7	14.9	13.4	11.1	9.5	8.4	7.4
TQ150-05-SS (50)	20	0.35	26	21	17.3	14.9	13.0	11.6	10.4	8.7	7.4	6.5	5.8
	25	0.40	30	24	19.8	17.0	14.9	13.2	11.9	9.9	8.5	7.4	6.6
	30	0.43	32	26	21	18.2	16.0	14.2	12.8	10.6	9.1	8.0	7.1
	40	0.50	37	30	25	21	18.6	16.5	14.9	12.4	10.6	9.3	8.3
	50	0.56	42	33	28	24	21	18.5	16.6	13.9	11.9	10.4	9.2
TQ150-06-SS (50)	20	0.42	31	25	21	17.8	15.6	13.9	12.5	10.4	8.9	7.8	6.9
	25	0.47	35	28	23	19.9	17.4	15.5	14.0	11.6	10.0	8.7	7.8
	30	0.52	39	31	26	22	19.3	17.2	15.4	12.9	11.0	9.7	8.6
	40	0.60	45	36	30	25	22	19.8	17.8	14.9	12.7	11.1	9.9
	50	0.67	50	40	33	28	25	22	19.9	16.6	14.2	12.4	11.1
TQ150-08-SS (50)	20	0.57	42	34	28	24	21	18.8	16.9	14.1	12.1	10.6	9.4
	25	0.63	47	37	31	27	23	21	18.7	15.6	13.4	11.7	10.4
	30	0.69	51	41	34	29	26	23	20	17.1	14.6	12.8	11.4
	40	0.80	59	48	40	34	30	26	24	19.8	17.0	14.9	13.2
	50	0.89	66	53	44	38	33	29	26	22	18.9	16.5	14.7
TQ150-09-SS (50)	20	0.64	48	38	32	27	24	21	19.0	15.8	13.6	11.9	10.6
	25	0.71	53	42	35	30	26	23	21	17.6	15.1	13.2	11.7
	30	0.78	58	46	39	33	29	26	23	19.3	16.5	14.5	12.9
	40	0.90	67	53	45	38	33	30	27	22	19.1	16.7	14.9
	50	1.01	75	60	50	43	37	33	30	25	21	18.7	16.7

Note: Always double check your application rates. Tabulations are based on spraying water at 70°F (21°C).
See pages 136–157 for useful formulas and other information.

TeeJet® Off-Center Flat Spray Tips — Smaller Capacities

TeeJet Off-Center spray tips are commonly installed in double and single swivel nozzle bodies. Because these bodies are adjustable for angular position, a wide spray swath is easily obtained.

See page 71 for swivels and hose drops.

How to order:
Specify tip number and material.
Example: OC-02 – Brass
OC-SS06 – Stainless Steel

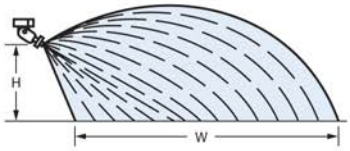

	PSI	CAPACITY ONE NOZZLE IN GPM	HEIGHT = 18" "W" IN INCHES	GPA 3 MPH	4 MPH	5 MPH	6 MPH	HEIGHT = 24" "W" IN INCHES	GPA 3 MPH	4 MPH	5 MPH	6 MPH
OC-01 (100)	30	0.087	58	3.0	2.2	1.8	1.5	65	2.7	2.0	1.6	1.3
	40	0.10	60	3.3	2.5	2.0	1.7	67	3.0	2.2	1.8	1.5
	60	0.12	62	3.8	2.9	2.3	1.9	69	3.4	2.6	2.1	1.7
OC-02 (50)	30	0.17	68	5.0	3.7	3.0	2.5	75	4.5	3.4	2.7	2.2
	40	0.20	70	5.7	4.2	3.4	2.8	77	5.1	3.9	3.1	2.6
	60	0.24	72	6.6	5.0	4.0	3.3	78	6.1	4.6	3.7	3.0
OC-03 (50)	30	0.26	77	6.7	5.0	4.0	3.3	80	6.4	4.8	3.9	3.2
	40	0.30	80	7.4	5.6	4.5	3.7	83	7.2	5.4	4.3	3.6
	60	0.37	82	8.9	6.7	5.4	4.5	85	8.6	6.5	5.2	4.3
OC-04 (50)	30	0.35	91	7.6	5.7	4.6	3.8	93	7.5	5.6	4.5	3.7
	40	0.40	93	8.5	6.4	5.1	4.3	94	8.4	6.3	5.1	4.2
	60	0.49	94	10.3	7.7	6.2	5.2	95	10.2	7.7	6.1	5.1
OC-06 (50)	30	0.52	99	10.4	7.8	6.2	5.2	108	9.5	7.2	5.7	4.8
	40	0.60	101	11.8	8.8	7.1	5.9	110	10.8	8.1	6.5	5.4
	60	0.73	102	14.2	10.6	8.5	7.1	111	13.0	9.8	7.8	6.5
OC-08 (50)	30	0.69	100	13.7	10.2	8.2	6.8	110	12.4	9.3	7.5	6.2
	40	0.80	102	15.5	11.6	9.3	7.8	112	14.1	10.6	8.5	7.1
	60	0.98	104	18.7	14.0	11.2	9.3	113	17.2	12.9	10.3	8.6
OC-12	30	1.04	102	20	15.1	12.1	10.1	113	18.2	13.7	10.9	9.1
	40	1.20	104	23	17.1	13.7	11.4	115	21	15.5	12.4	10.3
	60	1.47	105	28	21	16.6	13.9	116	25	18.8	15.1	12.5
OC-16	30	1.39	132	21	15.6	12.5	10.4	142	19.4	14.5	11.6	9.7
	40	1.60	138	23	17.2	13.8	11.5	146	22	16.3	13.0	10.8
	60	1.96	143	27	20	16.3	13.6	148	26	19.7	15.7	13.1

Note: Always double check your application rates. Tabulations are based on spraying water at 70°F (21°C).
See pages 136–157 for useful formulas and other information.

Turbo FloodJet® Wide Angle Flat Spray Tips

Typical Applications:

See selection guide on page 2 for recommended typical applications for Turbo FloodJet tips.

Features:

- Excellent spray distribution for uniform coverage along the boom.
- Nozzle design incorporates a pre-orifice to produce larger droplets for less drift.
- Large, round orifice reduces clogging.
- Stainless steel or polymer with VisiFlo® color-coding band for easy size identification.
- Can be used with CP25600-*-NYR Quick TeeJet® cap and gasket for automatic alignment. Reference page 57 for more information.

QCT Cam Lever Coupling Adapter

- Provides easy changeover from high capacity to lower capacity nozzles.
- Adapter fits standard ¾" Cam lever coupling.
- Corrosion-resistant stainless steel and polypropylene construction.
- Rated up to 100 PSI (7 bar).
- Use QJT-NYB to retrofit to Quick TeeJet.

CONTACT PRODUCT	SYSTEMIC PRODUCT	DRIFT MANAGEMENT
—	VERY GOOD	EXCELLENT

	PSI	DROP SIZE	CAPACITY ONE NOZZLE IN GPM	CAPACITY ONE NOZZLE IN OZ./MIN.	40" GPA 4 MPH	5 MPH	6 MPH	8 MPH	10 MPH	12 MPH	15 MPH	20 MPH	20" GALLONS PER 1000 SQ. FT. 2 MPH	3 MPH	4 MPH	5 MPH
TF-†2 (50)	10	UC	0.20	26	7.4	5.9	5.0	3.7	3.0	2.5	2.0	1.5	0.68	0.45	0.34	0.27
	20	XC	0.28	36	10.4	8.3	6.9	5.2	4.2	3.5	2.8	2.1	0.95	0.63	0.48	0.38
	30	XC	0.35	45	13.0	10.4	8.7	6.5	5.2	4.3	3.5	2.6	1.2	0.79	0.60	0.48
	40	VC	0.40	51	14.9	11.9	9.9	7.4	5.9	5.0	4.0	3.0	1.4	0.91	0.68	0.54
TF-†2.5 (50)	10	UC	0.25	32	9.3	7.4	6.2	4.6	3.7	3.1	2.5	1.9	0.85	0.57	0.43	0.34
	20	UC	0.35	45	13.0	10.4	8.7	6.5	5.2	4.3	3.5	2.6	1.2	0.79	0.60	0.48
	30	XC	0.43	55	16.0	12.8	10.6	8.0	6.4	5.3	4.3	3.2	1.5	0.97	0.73	0.58
	40	XC	0.50	64	18.6	14.9	12.4	9.3	7.4	6.2	5.0	3.7	1.7	1.1	0.85	0.68
TF-†3 (50)	10	UC	0.30	38	11.1	8.9	7.4	5.6	4.5	3.7	3.0	2.2	1.0	0.68	0.51	0.41
	20	UC	0.42	54	15.6	12.5	10.4	7.8	6.2	5.2	4.2	3.1	1.4	0.95	0.71	0.57
	30	XC	0.52	67	19.3	15.4	12.9	9.7	7.7	6.4	5.1	3.9	1.8	1.2	0.88	0.71
	40	XC	0.60	77	22	17.8	14.9	11.1	8.9	7.4	5.9	4.5	2.0	1.4	1.0	0.82
TF-†4 (50)	10	UC	0.40	51	14.9	11.9	9.9	7.4	5.9	5.0	4.0	3.0	1.4	0.91	0.68	0.54
	20	UC	0.57	73	21	16.9	14.1	10.6	8.5	7.1	5.6	4.2	1.9	1.3	0.97	0.78
	30	XC	0.69	88	26	20	17.1	12.8	10.2	8.5	6.8	5.1	2.3	1.6	1.2	0.94
	40	XC	0.80	102	30	24	19.8	14.9	11.9	9.9	7.9	5.9	2.7	1.8	1.4	1.1
TF-†5	10	UC	0.50	64	18.6	14.9	12.4	9.3	7.4	6.2	5.0	3.7	1.7	1.1	0.85	0.68
	20	UC	0.71	91	26	21	17.6	13.2	10.5	8.8	7.0	5.3	2.4	1.6	1.2	0.97
	30	UC	0.87	111	32	26	22	16.1	12.9	10.8	8.6	6.5	3.0	2.0	1.5	1.2
	40	XC	1.00	128	37	30	25	18.6	14.9	12.4	9.9	7.4	3.4	2.3	1.7	1.4
TF-†7.5	10	UC	0.75	96	28	22	18.6	13.9	11.1	9.3	7.4	5.6	2.6	1.7	1.3	1.0
	20	UC	1.06	136	39	31	26	19.7	15.7	13.1	10.5	7.9	3.6	2.4	1.8	1.4
	30	UC	1.30	166	48	39	32	24	19.3	16.1	12.9	9.7	4.4	2.9	2.2	1.8
	40	XC	1.50	192	56	45	37	28	22	18.6	14.9	11.1	5.1	3.4	2.6	2.0
TF-†10	10	UC	1.00	128	37	30	25	18.6	14.9	12.4	9.9	7.4	3.4	2.3	1.7	1.4
	20	UC	1.41	180	52	42	35	26	21	17.4	14.0	10.5	4.8	3.2	2.4	1.9
	30	UC	1.73	221	64	51	43	32	26	21	17.1	12.8	5.9	3.9	2.9	2.4
	40	XC	2.00	256	74	59	50	37	30	25	19.8	14.9	6.8	4.5	3.4	2.7

Note: Always double check your application rates. Tabulations are based on spraying water at 70°F (21°C). See pages 124–140 for drop size classification, useful formulas and other information.

†Specify material.

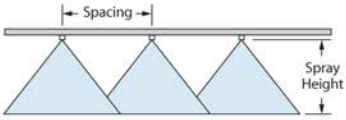

Optimum Spray Height

20"	24"*
30"	30"*
40"	39"*

*Wide angle spray nozzle height is influenced by nozzle orientation. The critical factor is to achieve a minimum 30% overlap.

How to order:

Specify tip number.

Examples:

TF-VS4 – Stainless Steel with VisiFlo color-coding

TF-VP4 – Polymer with VisiFlo color-coding

FloodJet® Wide Angle Flat Spray Tips

How to order: Specify tip number.
Examples:

- TK-VS5 – Stainless Steel with VisiFlo® color-coding
- TK-VP3 – Polymer with VisiFlo color-coding
- (B)1/4K-5 – Brass
- TK-SS5 – Stainless Steel
- (B)1/8K-SS5 – Stainless Steel
- QCK-SS100 – Stainless Steel with VisiFlo color-coding

Nozzle Spacing
If the nozzle spacing on your boom is different than those tabulated, see page 124 for conversion factors.

(B)1/4K FloodJet (⅛" – 1" NPT) | QCK Quick FloodJet® | TK-VP FloodJet® | TK-VS FloodJet

	PSI	CAPACITY ONE NOZZLE IN GPM	GPA 40" 4 MPH	5 MPH	6 MPH	8 MPH	10 MPH	12 MPH	15 MPH	20 MPH
1/8K-.50 TK-.50 (100)	10	0.050	—	—	—	—	—	—	—	—
	20	0.071	2.6	2.1	1.8	1.3	1.1	0.88	0.70	0.53
	30	0.087	3.2	2.6	2.2	1.6	1.3	1.1	0.86	0.65
	40	0.10	3.7	3.0	2.5	1.9	1.5	1.2	0.99	0.74
1/8K-.75 TK-.75 (100)	10	0.075	2.8	2.2	1.9	1.4	1.1	0.93	0.74	0.56
	20	0.11	4.1	3.3	2.7	2.0	1.6	1.4	1.1	0.82
	30	0.13	4.8	3.9	3.2	2.4	1.9	1.6	1.3	0.97
	40	0.15	5.6	4.5	3.7	2.8	2.2	1.9	1.5	1.1
1/8K-1 TK-1 (100)	10	0.10	3.7	3.0	2.5	1.9	1.5	1.2	0.99	0.74
	20	0.14	5.2	4.2	3.5	2.6	2.1	1.7	1.4	1.0
	30	0.17	6.3	5.0	4.2	3.2	2.5	2.1	1.7	1.3
	40	0.20	7.4	5.9	5.0	3.7	3.0	2.5	2.0	1.5
1/8K-1.5 TK-1.5 (50)	10	0.15	5.6	4.5	3.7	2.8	2.2	1.9	1.5	1.1
	20	0.21	7.8	6.2	5.2	3.9	3.1	2.6	2.1	1.6
	30	0.26	9.7	7.7	6.4	4.8	3.9	3.2	2.6	1.9
	40	0.30	11.1	8.9	7.4	5.6	4.5	3.7	3.0	2.2
[1/8K, 1/4K, TK]-2 TK-2 (50)	10	0.20	7.4	5.9	5.0	3.7	3.0	2.5	2.0	1.5
	20	0.28	10.4	8.3	6.9	5.2	4.2	3.5	2.8	2.1
	30	0.35	13.0	10.4	8.7	6.5	5.2	4.3	3.5	2.6
	40	0.40	14.9	11.9	9.9	7.4	5.9	5.0	4.0	3.0
[1/8K, 1/4K, TK]-2.5 TK-2.5 (50)	10	0.25	9.3	7.4	6.2	4.6	3.7	3.1	2.5	1.9
	20	0.35	13.0	10.4	8.7	6.5	5.2	4.3	3.5	2.6
	30	0.43	16.0	12.8	10.6	8.0	6.4	5.3	4.3	3.2
	40	0.50	18.6	14.9	12.4	9.3	7.4	6.2	5.0	3.7
[1/8K, 1/4K, TK]-3 [TK]-3 (50)	10	0.30	11.1	8.9	7.4	5.6	4.5	3.7	3.0	2.2
	20	0.42	15.6	12.5	10.4	7.8	6.2	5.2	4.2	3.1
	30	0.52	19.3	15.4	12.9	9.7	7.7	6.4	5.1	3.9
	40	0.60	22	17.8	14.9	11.1	8.9	7.4	5.9	4.5
[1/8K, TK]-4 (50) TK-4 (50)	10	0.40	14.9	11.9	9.9	7.4	5.9	5.0	4.0	3.0
	20	0.57	21	16.9	14.1	10.6	8.5	7.1	5.6	4.2
	30	0.69	26	20	17.1	12.8	10.2	8.5	6.8	5.1
	40	0.80	30	24	19.8	14.9	11.9	9.9	7.9	5.9
[1/8K, 1/4K, TK]-5 [TK]-5 (50)	10	0.50	18.6	14.9	12.4	9.3	7.4	6.2	5.0	3.7
	20	0.71	26	21	17.6	13.2	10.5	8.8	7.0	5.3
	30	0.87	32	26	22	16.1	12.9	10.8	8.6	6.5
	40	1.00	37	30	25	18.6	14.9	12.4	9.9	7.4
[1/8K, 1/4K, TK]-7.5 TK-7.5 (50)	10	0.75	28	22	18.6	13.9	11.1	9.3	7.4	5.6
	20	1.06	39	31	26	19.7	15.7	13.1	10.5	7.9
	30	1.30	48	39	32	24	19.3	16.1	12.9	9.7
	40	1.50	56	45	37	28	22	18.6	14.9	11.1
[1/8K, 1/4K, TK]-10 TK-10 (50)	10	1.00	37	30	25	18.6	14.9	12.4	9.9	7.4
	20	1.41	52	42	35	26	21	17.4	14.0	10.5
	30	1.73	64	51	43	32	26	21	17.1	12.8
	40	2.00	74	59	50	37	30	25	19.8	14.9
[1/8K, 1/4K]-12	10	1.20	45	36	30	22	17.8	14.9	11.9	8.9
	20	1.70	63	50	42	32	25	21	16.8	12.6
	30	2.08	77	62	51	39	31	26	21	15.4
	40	2.40	89	71	59	45	36	30	24	17.8
[1/8K, 1/4K]-15 TK-15	10	1.50	56	45	37	28	22	18.6	14.9	11.1
	20	2.12	79	63	52	39	31	26	21	15.7
	30	2.60	97	77	64	48	39	32	26	19.3
	40	3.00	111	89	74	56	45	37	30	22
[1/8K, 1/4K]-18	10	1.80	67	53	45	33	27	22	17.8	13.4
	20	2.55	95	76	63	47	38	32	25	19
	30	3.12	116	93	77	58	46	39	31	23
	40	3.60	134	107	89	67	53	45	36	27
[1/8K, 1/4K]-20 TK-20 QCK-20	10	2.00	74	59	50	37	30	25	19.8	14.9
	20	2.83	105	84	70	53	42	35	28	21
	30	3.46	128	103	86	64	51	43	34	26
	40	4.00	149	119	99	74	59	50	40	30
1/4K-22	10	2.20	82	65	54	41	33	27	22	16.3
	20	3.11	115	92	77	58	46	38	31	23
	30	3.81	141	113	94	71	57	47	38	28
	40	4.40	163	131	109	82	65	54	44	33
1/4K-24	10	2.40	89	71	59	45	36	30	24	17.8
	20	3.39	126	101	84	63	50	42	34	25
	30	4.16	154	124	103	77	62	51	41	31
	40	4.80	178	143	119	89	71	59	48	36

	PSI	CAPACITY ONE NOZZLE IN GPM	GPA 60" 4 MPH	5 MPH	6 MPH	8 MPH	10 MPH	12 MPH	15 MPH	20 MPH
1/4K-27	10	2.70	67	53	45	33	27	22	17.8	13.4
	20	3.82	95	76	63	47	38	32	25	18.9
	30	4.68	116	93	77	58	46	39	31	23
	40	5.40	134	107	89	67	53	45	36	27
3/8K-30 TK-30 QCK-30	10	3.00	74	59	50	37	30	25	19.8	14.9
	20	4.24	105	84	70	52	42	35	28	21
	30	5.20	129	103	86	64	51	43	34	26
	40	6.00	149	119	99	74	59	50	40	30
3/8K-35	10	3.50	87	69	58	43	35	29	23	17.3
	20	4.95	123	98	82	61	49	41	33	25
	30	6.06	150	120	100	75	60	50	40	30
	40	7.00	173	139	116	87	69	58	46	35
[3/8K, 1/2K]-40 QCK-40	10	4.00	99	79	66	50	40	33	26	19.8
	20	5.66	140	112	93	70	56	47	37	28
	30	6.93	172	137	114	86	69	57	46	34
	40	8.00	198	158	132	99	79	66	53	40
3/8K-45	10	4.50	111	89	74	56	45	37	30	22
	20	6.36	157	126	105	79	63	52	42	31
	30	7.79	193	154	129	96	77	64	51	39
	40	9.00	223	178	149	111	89	74	59	45
1/2K-50 QCK-50	10	5.00	124	99	83	62	50	41	33	25
	20	7.07	175	140	117	87	70	58	47	35
	30	8.66	214	171	143	107	86	71	57	43
	40	10.0	248	198	165	124	99	83	66	50
1/2K-60 QCK-60	10	6.00	149	119	99	74	59	50	40	30
	20	8.49	210	168	140	105	84	70	56	42
	30	10.4	257	206	171	129	103	86	69	51
	40	12.0	297	238	198	149	119	99	79	59
1/2K-70	10	7.00	173	139	116	87	69	58	46	35
	20	9.90	245	196	163	123	98	82	65	49
	30	12.1	300	240	200	150	120	100	80	60
	40	14.0	347	277	231	173	139	116	92	69
[1/2K, 3/4K]-80 QCK-80	10	8.00	198	158	132	99	79	66	53	40
	20	11.3	280	224	186	140	112	93	75	56
	30	13.9	344	275	229	172	138	115	92	69
	40	16.0	396	317	264	198	158	132	106	79
[1/2K, 3/4K]-90	10	9.00	223	178	149	111	89	74	59	45
	20	12.7	314	251	210	157	126	105	84	63
	30	15.6	386	309	257	193	154	129	103	77
	40	18.0	446	356	297	223	178	149	119	89
3/4K-100 QCK-100	10	10.0	248	198	165	124	99	83	66	50
	20	14.1	349	279	233	174	140	116	93	70
	30	17.3	428	343	285	214	171	143	114	86
	40	20.0	495	396	330	248	198	165	132	99
3/4K-110	10	11.0	272	218	182	136	109	91	73	54
	20	15.6	386	309	257	193	154	129	103	77
	30	19.1	473	378	315	236	189	158	126	95
	40	22.0	545	436	363	272	218	182	145	109
[1/2K, 3/4K]-120 QCK-120	10	12.0	297	238	198	149	119	99	79	59
	20	17.0	421	337	281	210	168	140	112	84
	30	20.8	515	412	343	257	206	172	137	103
	40	24.0	594	475	396	297	238	198	158	119
3/4K-140	10	14.0	347	277	231	173	139	116	92	69
	20	19.8	490	392	327	245	196	163	131	98
	30	24.2	599	479	399	299	240	200	160	120
	40	28.0	693	554	462	347	277	231	185	139
QCK-150	10	15.0	371	297	248	186	149	124	99	74
	20	21.2	525	420	350	262	210	175	140	105
	30	26.0	644	515	429	322	257	215	172	129
	40	30.0	743	594	495	371	297	248	198	149
3/4K-160	10	16.0	396	317	264	198	158	132	106	79
	20	22.6	559	447	373	280	224	186	149	112
	30	27.7	686	548	457	343	274	229	183	137
	40	32.0	792	634	528	396	317	264	211	158
3/4K-180 QCK-180	10	18.0	446	356	297	223	178	149	119	89
	20	25.5	631	505	421	316	252	210	168	126
	30	31.2	772	618	515	386	309	257	206	154
	40	36.0	891	713	594	446	356	297	238	178
3/4K-210 QCK-210	10	21.0	520	416	347	260	208	173	139	104
	20	29.7	735	588	490	368	294	245	196	147
	30	36.4	901	721	601	450	360	300	240	180
	40	42.0	1040	832	693	520	416	347	277	208

Note: Always double check your application rates. Tabulations are based on spraying water at 70°F (21°C). See pages 124–140 for useful formulas and other information. Other spray angles, capacities, and materials may be available. See your TeeJet Dealer or www.teejet.com for more information.

(B) = BSPT

Quick Turbo FloodJet® Wide Angle Flat Spray Tips

The revolutionary Quick Turbo FloodJet nozzle combines the precision and uniformity of a flat spray nozzle with the clog-resistance and wide angle pattern of flooding nozzles. It uses an exclusive new design to increase droplet size and distribution uniformity.

Features:

- Patented turbulence chamber creates a dramatic improvement in pattern uniformity.
- Pre-orifice design produces larger droplets for reduced drift.
- Large, round orifice reduces clogging.
- 1.26" (32 mm) diameter tip body fits into ¾" cam lever coupling.

- Grooved side molding for automatic alignment.
- Stainless steel with color-coding for easy size identification.
- Available in standard sizes from 1.5 GPM up to 24.0 GPM (6.84 l/min to 94.73 l/min) at pressures of 10–40 PSI (1–3 bar).

How to order:

Specify tip number.
Example:
QCTF-VS40 – Stainless Steel with VisiFlo® color-coding

SOIL INCORPORATED	PRE-EMERGENCE	DRIFT MANAGEMENT
EXCELLENT	EXCELLENT	EXCELLENT

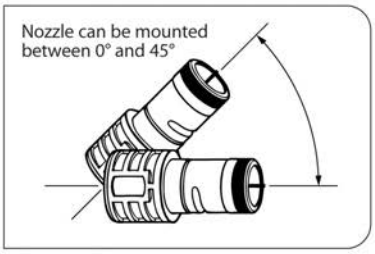

Optimum Spray Height*

↔	↕
40"	40"
60"	60"

*When nozzle is mounted parallel to the ground.

	PSI	CAPACITY ONE NOZZLE IN GPM	GPA △ 60" △ LARGE CAPACITY QUICK FLOODJET NOZZLES TYPICAL SPACING IS 60 INCHES										
			4 MPH	5 MPH	6 MPH	7 MPH	8 MPH	9 MPH	10 MPH	12 MPH	14 MPH	16 MPH	18 MPH
QCTF-VS15	10	1.50	37	30	25	21	18.6	16.5	14.9	12.4	10.6	9.3	8.3
	20	2.12	52	42	35	30	26	23	21	17.5	15.0	13.1	11.7
	30	2.60	64	51	43	37	32	29	26	21	18.4	16.1	14.3
	40	3.00	74	59	50	42	37	33	30	25	21	18.6	16.5
QCTF-VS20	10	2.00	50	40	33	28	25	22	19.8	16.5	14.1	12.4	11.0
	20	2.83	70	56	47	40	35	31	28	23	20	17.5	15.6
	30	3.46	86	69	57	49	43	38	34	29	24	21	19.0
	40	4.00	99	79	66	57	50	44	40	33	28	25	22
QCTF-VS30	10	3.00	74	59	50	42	37	33	30	25	21	18.6	16.5
	20	4.24	105	84	70	60	52	47	42	35	30	26	23
	30	5.20	129	103	86	74	64	57	51	43	37	32	29
	40	6.00	149	119	99	85	74	66	59	50	42	37	33
QCTF-VS40	10	4.00	99	79	66	57	50	44	40	33	28	25	22
	20	5.66	140	112	93	80	70	62	56	47	40	35	31
	30	6.93	172	137	114	98	86	76	69	57	49	43	38
	40	8.00	198	158	132	113	99	88	79	66	57	50	44
QCTF-VS50	10	5.00	124	99	83	71	62	55	50	41	35	31	28
	20	7.07	175	140	117	100	87	78	70	58	50	44	39
	30	8.66	214	171	143	122	107	95	86	71	61	54	48
	40	10.00	248	198	165	141	124	110	99	83	71	62	55
QCTF-VS60	10	6.00	149	119	99	85	74	66	59	50	42	37	33
	20	8.49	210	168	140	120	105	93	84	70	60	53	47
	30	10.4	257	206	172	147	129	114	103	86	74	64	57
	40	12.0	297	238	198	170	149	132	119	99	85	74	66
QCTF-VS80	10	8.00	198	158	132	113	99	88	79	66	57	50	44
	20	11.3	280	224	186	160	140	124	112	93	80	70	62
	30	13.9	344	275	229	197	172	153	138	115	98	86	76
	40	16.0	396	317	264	226	198	176	158	132	113	99	88
QCTF-VS100	10	10.0	248	198	165	141	124	110	99	83	71	62	55
	20	14.1	349	279	233	199	174	155	140	116	100	87	78
	30	17.3	428	343	285	245	214	190	171	143	122	107	95
	40	20.0	495	396	330	283	248	220	198	165	141	124	110
QCTF-VS120	10	12.0	297	238	198	170	149	132	119	99	85	74	66
	20	17.0	421	337	281	240	210	187	168	140	120	105	94
	30	20.8	515	412	343	294	257	229	206	172	147	129	114
	40	24.0	594	475	396	339	297	264	238	198	170	149	132

Note: Always double check your application rates. Tabulations are based on spraying water at 70°F (21°C).
See pages 124–140 for drop size classification, useful formulas and other information.

TurfJet Wide Angle Flat Fan Spray Nozzles

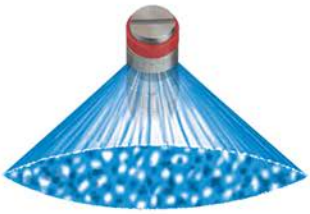

Typical Applications:

See selection guide on page 2 for recommended typical applications for Wide Angle Flat Fan Spray Nozzles.

Features:

- Can be used with Quick TeeJet® cap QJ4676-*-NYR.
- Very large droplets.
- Direct replacement for plastic hollow-cone, low-drift nozzles.
- More precise flow and distribution pattern.
- Large orifice reduces clogging.
- Nozzle spacing — 20–40″ (50–100 cm).
- Spraying pressure — 25–75 PSI (1.5–5 bar).

QJ4676-90-1/4-NYR

- 90° fitting attaches to Quick TeeJet bodies—¼″ female threaded outlet.
- Simple installation of TurfJet nozzles on vertical nozzle bodies.
- Nylon construction.

	PSI	DROP SIZE	CAPACITY ONE NOZZLE IN GPM	CAPACITY ONE NOZZLE IN OZ./MIN.	40° GPA 4 MPH	5 MPH	6 MPH	8 MPH	10 MPH	12 MPH	15 MPH	20 MPH	20° GALLONS PER 1000 SQ. FT. 2 MPH	3 MPH	4 MPH	5 MPH
1/4TTJ02 (50)	25	UC	0.16	20	5.9	4.8	4.0	3.0	2.4	2.0	1.6	1.2	0.54	0.36	0.27	0.22
	30	UC	0.17	22	6.3	5.0	4.2	3.2	2.5	2.1	1.7	1.3	0.58	0.39	0.29	0.23
	40	UC	0.20	26	7.4	5.9	5.0	3.7	3.0	2.5	2.0	1.5	0.68	0.45	0.34	0.27
	50	XC	0.22	28	8.2	6.5	5.4	4.1	3.3	2.7	2.2	1.6	0.75	0.50	0.37	0.30
	60	XC	0.24	31	8.9	7.1	5.9	4.5	3.6	3.0	2.4	1.8	0.82	0.54	0.41	0.33
	75	XC	0.27	35	10.0	8.0	6.7	5.0	4.0	3.3	2.7	2.0	0.92	0.61	0.46	0.37
1/4TTJ04 (50)	25	UC	0.32	41	11.9	9.5	7.9	5.9	4.8	4.0	3.2	2.4	1.1	0.73	0.54	0.44
	30	UC	0.35	45	13.0	10.4	8.7	6.5	5.2	4.3	3.5	2.6	1.2	0.79	0.60	0.48
	40	UC	0.40	51	14.9	11.9	9.9	7.4	5.9	5.0	4.0	3.0	1.4	0.91	0.68	0.54
	50	UC	0.45	58	16.7	13.4	11.1	8.4	6.7	5.6	4.5	3.3	1.5	1.0	0.77	0.61
	60	UC	0.49	63	18.2	14.6	12.1	9.1	7.3	6.1	4.9	3.6	1.7	1.1	0.83	0.67
	75	UC	0.55	70	20	16.3	13.6	10.2	8.2	6.8	5.4	4.1	1.9	1.2	0.94	0.75
1/4TTJ05 (50)	25	UC	0.40	51	14.9	11.9	9.9	7.4	5.9	5.0	4.0	3.0	1.4	0.91	0.68	0.54
	30	UC	0.43	55	16.0	12.8	10.6	8.0	6.4	5.3	4.3	3.2	1.5	0.97	0.73	0.58
	40	UC	0.50	64	18.6	14.9	12.4	9.3	7.4	6.2	5.0	3.7	1.7	1.1	0.85	0.68
	50	UC	0.56	72	21	16.6	13.9	10.4	8.3	6.9	5.5	4.2	1.9	1.3	0.95	0.76
	60	UC	0.61	78	23	18.1	15.1	11.3	9.1	7.5	6.0	4.5	2.1	1.4	1.0	0.83
	75	UC	0.68	87	25	20	16.8	12.6	10.1	8.4	6.7	5.0	2.3	1.5	1.2	0.92
1/4TTJ06 (50)	25	UC	0.47	60	17.4	14.0	11.6	8.7	7.0	5.8	4.7	3.5	1.6	1.1	0.80	0.64
	30	UC	0.52	67	19.3	15.4	12.9	9.7	7.7	6.4	5.1	3.9	1.8	1.2	0.88	0.71
	40	UC	0.60	77	22	17.8	14.9	11.1	8.9	7.4	5.9	4.5	2.0	1.4	1.0	0.82
	50	UC	0.67	86	25	19.9	16.6	12.4	9.9	8.3	6.6	5.0	2.3	1.5	1.1	0.91
	60	UC	0.73	93	27	22	18.1	13.6	10.8	9.0	7.2	5.4	2.5	1.7	1.2	0.99
	75	UC	0.82	105	30	24	20	15.2	12.2	10.1	8.1	6.1	2.8	1.9	1.4	1.1
1/4TTJ08	25	UC	0.63	81	23	18.7	15.6	11.7	9.4	7.8	6.2	4.7	2.1	1.4	1.1	0.86
	30	UC	0.69	88	26	20	17.1	12.8	10.2	8.5	6.8	5.1	2.3	1.6	1.2	0.94
	40	UC	0.80	102	30	24	19.8	14.9	11.9	9.9	7.9	5.9	2.7	1.8	1.4	1.1
	50	UC	0.89	114	33	26	22	16.5	13.2	11.0	8.8	6.6	3.0	2.0	1.5	1.2
	60	UC	0.98	125	36	29	24	18.2	14.6	12.1	9.7	7.3	3.3	2.2	1.7	1.3
	75	UC	1.10	141	41	33	27	20	16.3	13.6	10.9	8.2	3.7	2.5	1.9	1.5
1/4TTJ10	25	UC	0.79	101	29	23	19.6	14.7	11.7	9.8	7.8	5.9	2.7	1.8	1.3	1.1
	30	UC	0.87	111	32	26	22	16.1	12.9	10.8	8.6	6.5	3.0	2.0	1.5	1.2
	40	UC	1.00	128	37	30	25	18.6	14.9	12.4	9.9	7.4	3.4	2.3	1.7	1.4
	50	UC	1.12	143	42	33	28	21	16.6	13.9	11.1	8.3	3.8	2.5	1.9	1.5
	60	UC	1.22	156	45	36	30	23	18.1	15.1	12.1	9.1	4.1	2.8	2.1	1.7
	75	UC	1.37	175	51	41	34	25	20	17.0	13.6	10.2	4.7	3.1	2.3	1.9
1/4TTJ15	25	UC	1.19	152	44	35	29	22	17.7	14.7	11.8	8.8	4.0	2.7	2.0	1.6
	30	UC	1.30	166	48	39	32	24	19.3	16.1	12.9	9.7	4.4	2.9	2.2	1.8
	40	UC	1.50	192	56	45	37	28	22	18.6	14.9	11.1	5.1	3.4	2.6	2.0
	50	UC	1.68	215	62	50	42	31	25	21	16.6	12.5	5.7	3.8	2.9	2.3
	60	UC	1.84	236	68	55	46	34	27	23	18.2	13.7	6.3	4.2	3.1	2.5
	75	UC	2.05	262	76	61	51	38	30	25	20	15.2	7.0	4.6	3.5	2.8

Note: Always double check your application rates. Tabulations are based on spraying water at 70°F (21°C).
See pages 124–140 for drop size classification, useful formulas and other information.

CONTACT PRODUCT	SYSTEMIC PRODUCT	DRIFT MANAGEMENT
—	EXCELLENT	EXCELLENT

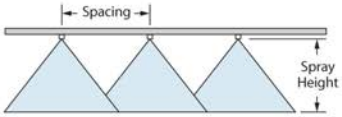

Optimum Spray Height

20″	24″*
30″	30″*
40″	39″*

*Wide angle spray nozzle height is influenced by nozzle orientation. The critical factor is to achieve a minimum 30% overlap.

How to order:

Specify tip number.
Examples:
1/4TTJ04-VS – Stainless Steel with VisiFlo® color-coding
1/4TTJ06-VP – Polymer with VisiFlo color-coding

FieldJet® Boomless Nozzles with Extra-Wide Flat Spray Projection

Type 1/4-KLC and Type 3/4-KLC
¼" NPT male and ¾" NPT male pipe connections

The KLC FieldJet nozzle is typically used to spray areas not accessible with a boom sprayer. Its one-piece nozzle design projects spray to both sides to form a wide swath flat spray. The round orifice minimizes clogging. Uniformity across the swath is not as good as with a properly operated boom sprayer.* Available in brass or stainless steel.

*Uniformity can be optimized by double overlapping spray swaths on successive sprayer passes. Remember, this also doubles the application volume.

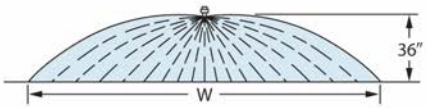

How to order:
Specify part number and material.
Example: 1/4KLC-SS18 – Stainless Steel

	PIPE CONNECTION	PSI	CAPACITY ONE NOZZLE IN GPM	"W" IN FEET	GPA				GALLONS PER 1000 SQ. FT.			
					3 MPH	4 MPH	5 MPH	8 MPH	3 MPH	4 MPH	5 MPH	8 MPH
1/4-KLC-5	¼"	20	0.71	17	6.9	5.2	4.1	2.6	.16	.12	.09	.06
		30	0.87	18	8.0	6.0	4.8	3.0	.18	.14	.11	.07
		40	1.00	21	7.9	5.9	4.7	2.9	.18	.13	.11	.07
1/4-KLC-9	¼"	20	1.27	18	11.6	8.7	7.0	4.4	.27	.20	.16	.10
		30	1.56	19	13.5	10.2	8.1	5.1	.31	.23	.19	.12
		40	1.80	21	14.1	10.6	8.5	5.3	.32	.24	.19	.12
1/4-KLC-18	¼"	20	2.55	20	21	15.8	12.6	7.9	.48	.36	.29	.18
		30	3.12	21	25	18.4	14.7	9.2	.56	.42	.34	.21
		40	3.60	22	27	20	16.2	10.1	.62	.46	.37	.23
1/4-KLC-36	¼"	20	5.09	22	38	29	23	14.3	.87	.66	.52	.33
		30	6.24	24	43	32	26	16.1	.98	.74	.59	.37
		40	7.20	26	46	34	27	17.1	1.0	.78	.63	.39

Note: Always double check your application rates. Tabulations are based on spraying water at 70°F (21°C).
See pages 124–140 for useful formulas and other information.

XP BoomJet® Boomless Flat Spray Nozzles

Typical Applications:

- Boomless field spray applications.
- Roadside and right-of-way applications.
- End row spraying.
- Orchard spraying.
- De-icing applications.
- Forestry.

Features:

- Unique orifice geometry produces a wide spray pattern while maintaining superior distribution across entire width.
- Pre-orifice design minimizes drift.
- Extra wide spray pattern—up to 18.5′ (5.5 meters)—using a single nozzle.
- Removable polymer pre-orifice.
- Acetal construction for excellent chemical resistance.
- Recommended spray pressure range: 20–60 PSI (1.5–4 bar).
- NPT or BSPT (male) threads for easy installation.
- Color-coding for easy capacity identification.

Mounting Note: Position tip horizontal to ground with spray pattern down and to the side.

How to order:

Specify part number. Example:

(B)1/2XP80L(R)-VP – VisiFlo® Polymer Left Boom Spray

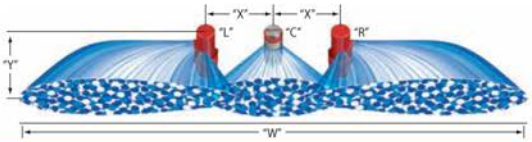

"R", "L"	CENTER NOZZLE "C"	PSI	DROP SIZE	CAPACITY THREE NOZZLES IN GPM	SPRAY WIDTH "W" (FEET) 24" HEIGHT	SPRAY WIDTH "W" (FEET) 36" HEIGHT	HEIGHT "Y" = 24" GPA FOR THREE NOZZLES 4 MPH	6 MPH	8 MPH	10 MPH	15 MPH	20 MPH	HEIGHT "Y" = 24" GALLONS PER 1000 SQ. FT. 2 MPH	3 MPH	4 MPH	5 MPH	HEIGHT "Y" = 36" GPA FOR THREE NOZZLES 4 MPH	6 MPH	8 MPH	10 MPH	15 MPH	20 MPH	HEIGHT "Y" = 36" GALLONS PER 1000 SQ. FT. 2 MPH	3 MPH	4 MPH	5 MPH
					NOZZLE SPACING "X" = 20"																					
(B)1/4XP10R (B)1/4XP10L	1/4TTJ08	30	UC	2.43	23.3	25.3	12.9	8.6	6.5	5.2	3.4	2.6	0.59	0.39	0.30	0.24	11.9	7.9	5.9	4.8	3.2	2.4	0.54	0.36	0.27	0.22
		40	UC	2.80	25.3	28.3	13.7	9.1	6.8	5.5	3.7	2.7	0.63	0.42	0.31	0.25	12.2	8.2	6.1	4.9	3.3	2.4	0.56	0.37	0.28	0.22
		50	UC	3.13	28.3	30.3	13.7	9.1	6.8	5.5	3.6	2.7	0.63	0.42	0.31	0.25	12.8	8.5	6.4	5.1	3.4	2.6	0.59	0.39	0.29	0.23
		60	UC	3.42	29.3	32.3	14.4	9.6	7.2	5.8	3.9	2.9	0.66	0.44	0.33	0.26	13.1	8.7	6.6	5.2	3.5	2.6	0.60	0.40	0.30	0.24
(B)1/4XP20R (B)1/4XP20L	1/4TTJ08	30	UC	4.19	26.3	27.3	19.7	13.1	9.9	7.9	5.3	3.9	0.90	0.60	0.45	0.36	19.0	12.7	9.5	7.6	5.1	3.8	0.87	0.58	0.43	0.35
		40	UC	4.80	30.3	31.3	19.6	13.1	9.8	7.8	5.2	3.9	0.90	0.60	0.45	0.36	19.0	12.7	9.5	7.6	5.1	3.8	0.87	0.58	0.43	0.35
		50	UC	5.39	32.3	33.3	21	13.8	10.3	8.3	5.5	4.1	0.95	0.63	0.47	0.38	20	13.4	10.0	8.0	5.3	4.0	0.92	0.61	0.46	0.37
		60	UC	5.98	33.3	35.3	22	14.8	11.1	8.9	5.9	4.4	1.0	0.68	0.51	0.41	21	14.0	10.5	8.4	5.6	4.2	0.96	0.64	0.48	0.38
(B)1/4XP25R (B)1/4XP25L	1/4TTJ10	30	UC	5.13	27.3	30.3	23	15.5	11.6	9.3	6.2	4.7	1.1	0.71	0.53	0.43	21	14.0	10.5	8.4	5.6	4.2	0.96	0.64	0.48	0.38
		40	UC	6.00	30.3	32.3	25	16.3	12.3	9.8	6.5	4.9	1.1	0.75	0.56	0.45	23	15.3	11.5	9.2	6.1	4.6	1.1	0.70	0.53	0.42
		50	UC	6.62	32.3	33.3	25	16.9	12.7	10.1	6.8	5.1	1.2	0.77	0.58	0.46	25	16.4	12.3	9.8	6.6	4.9	1.1	0.75	0.56	0.45
		60	UC	7.22	33.3	35.3	27	17.9	13.4	10.7	7.2	5.4	1.2	0.82	0.61	0.49	25	16.9	12.7	10.1	6.7	5.1	1.2	0.77	0.58	0.46
(B)1/2XP40R (B)1/2XP40L	1/4TTJ15	30	UC	8.36	29.3	32.3	35	24	17.7	14.1	9.4	7.1	1.6	1.1	0.81	0.65	32	21	16.0	12.8	8.5	6.4	1.5	0.98	0.73	0.59
		40	UC	9.50	31.3	34.3	38	25	18.8	15.0	10.0	7.5	1.7	1.1	0.86	0.69	34	23	17.1	13.7	9.1	6.9	1.6	1.0	0.78	0.63
		50	UC	10.8	33.3	35.3	40	27	20	16.1	10.7	8.0	1.8	1.2	0.92	0.74	38	25	18.9	15.1	10.1	7.6	1.7	1.2	0.87	0.69
		60	UC	11.8	35.3	38.3	41	28	21	16.5	11.0	8.3	1.9	1.3	0.95	0.76	38	25	19.1	15.3	10.2	7.6	1.7	1.2	0.87	0.70

Note: Always double check your application rates. Tabulations are based on spraying water at 70°F (21°C). See pages 136–157 for drop size classification, useful formulas and other information.
For lower chart only, application rates are identical for a two-tip setup. Swath width and flow capacity will be doubled for a two-tip setup.

(B)=BSPT

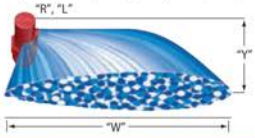

	PSI	DROP SIZE	CAPACITY ONE NOZZLE IN GPM	SPRAY WIDTH "W" (FEET) 24" HEIGHT	SPRAY WIDTH "W" (FEET) 36" HEIGHT	HEIGHT "Y" = 24" GPA FOR ONE NOZZLE 4 MPH	6 MPH	8 MPH	10 MPH	15 MPH	20 MPH	HEIGHT "Y" = 24" GALLONS PER 1000 SQ. FT. 2 MPH	3 MPH	4 MPH	5 MPH	HEIGHT "Y" = 36" GPA FOR ONE NOZZLE 4 MPH	6 MPH	8 MPH	10 MPH	15 MPH	20 MPH	HEIGHT "Y" = 36" GALLONS PER 1000 SQ. FT. 2 MPH	3 MPH	4 MPH	5 MPH
(B)1/4XP10R (B)1/4XP10L	20	UC	0.71	8.5	10.0	10.3	6.9	5.2	4.1	2.8	2.1	0.47	0.32	0.24	0.19	8.8	5.9	4.4	3.5	2.3	1.8	0.40	0.27	0.20	0.16
	30	UC	0.87	10.0	11.0	10.8	7.2	5.4	4.3	2.9	2.2	0.49	0.33	0.25	0.20	9.8	6.5	4.9	3.9	2.6	2.0	0.45	0.30	0.22	0.18
	40	UC	1.00	11.0	12.5	11.3	7.5	5.6	4.5	3.0	2.3	0.52	0.34	0.26	0.21	9.9	6.6	5.0	4.0	2.6	2.0	0.45	0.30	0.23	0.18
	50	UC	1.12	12.5	13.5	11.1	7.4	5.5	4.4	3.0	2.2	0.51	0.34	0.25	0.20	10.3	6.8	5.1	4.1	2.7	2.1	0.47	0.31	0.24	0.19
	60	UC	1.22	13.0	14.5	11.6	7.7	5.8	4.6	3.1	2.3	0.53	0.35	0.27	0.21	10.4	6.9	5.2	4.2	2.8	2.1	0.48	0.32	0.24	0.19
(B)1/4XP20R (B)1/4XP20L	20	UC	1.42	9.0	11.0	19.5	13.0	9.8	7.8	5.2	3.9	0.89	0.60	0.45	0.36	16.0	10.7	8.0	6.4	4.3	3.2	0.73	0.49	0.37	0.29
	30	UC	1.75	11.5	12.0	18.8	12.6	9.4	7.5	5.0	3.8	0.86	0.57	0.43	0.34	18.0	12.0	9.0	7.2	4.8	3.6	0.83	0.55	0.41	0.33
	40	UC	2.00	13.5	14.0	18.3	12.2	9.2	7.3	4.9	3.7	0.84	0.56	0.42	0.34	17.7	11.8	8.8	7.1	4.7	3.5	0.81	0.54	0.40	0.32
	50	UC	2.25	14.5	15.0	19.2	12.8	9.6	7.7	5.1	3.8	0.88	0.59	0.44	0.35	18.6	12.4	9.3	7.4	5.0	3.7	0.85	0.57	0.43	0.34
	60	UC	2.50	15.0	16.0	21	13.8	10.3	8.3	5.5	4.1	0.94	0.63	0.47	0.38	19.3	12.9	9.7	7.7	5.2	3.9	0.89	0.59	0.44	0.35
(B)1/4XP25R (B)1/4XP25L	20	UC	1.74	10.5	11.0	21	13.7	10.3	8.2	5.5	4.1	0.94	0.63	0.47	0.38	19.6	13.1	9.8	7.8	5.2	3.9	0.90	0.60	0.45	0.36
	30	UC	2.13	12.0	13.5	22	14.6	11.0	8.8	5.9	4.4	1.0	0.67	0.50	0.40	19.5	13.0	9.8	7.8	5.2	3.9	0.89	0.60	0.45	0.36
	40	UC	2.50	13.5	14.5	23	15.3	11.5	9.2	6.1	4.6	1.0	0.70	0.52	0.42	21	14.2	10.7	8.5	5.7	4.3	0.98	0.65	0.49	0.39
	50	UC	2.75	14.5	15.0	23	15.6	11.7	9.4	6.3	4.7	1.1	0.72	0.54	0.43	23	15.1	11.3	9.1	6.1	4.5	1.0	0.69	0.52	0.42
	60	UC	3.00	15.0	16.0	25	16.5	12.4	9.9	6.6	5.0	1.1	0.76	0.57	0.45	23	15.5	11.6	9.3	6.2	4.6	1.1	0.71	0.53	0.43
(B)1/2XP40R (B)1/2XP40L	20	UC	2.87	11.0	12.0	32	22	16.1	12.9	8.6	6.5	1.5	0.99	0.74	0.59	30	19.7	14.8	11.8	7.9	5.9	1.4	0.90	0.68	0.54
	30	UC	3.53	13.0	14.5	34	22	16.8	13.4	9.0	6.7	1.5	1.0	0.77	0.62	30	20	15.1	12.1	8.0	6.0	1.4	0.92	0.69	0.55
	40	UC	4.00	14.0	15.5	35	24	17.7	14.1	9.4	7.1	1.6	1.1	0.81	0.65	32	21	16.0	12.8	8.5	6.4	1.5	0.97	0.73	0.58
	50	UC	4.55	15.0	16.0	38	25	18.8	15.0	10.0	7.5	1.7	1.1	0.86	0.69	35	23	17.6	14.1	9.4	7.0	1.6	1.1	0.81	0.64
	60	UC	5.00	16.0	17.5	39	26	19.3	15.5	10.3	7.7	1.8	1.2	0.89	0.71	35	24	17.7	14.1	9.4	7.1	1.6	1.1	0.81	0.65
(B)1/2XP80R (B)1/2XP80L	20	UC	5.60	13.0	15.5	53	36	27	21	14.2	10.7	2.4	1.6	1.2	0.98	45	30	22	17.9	11.9	8.9	2.0	1.4	1.0	0.82
	30	UC	6.83	15.0	16.5	56	38	28	23	15.0	11.3	2.6	1.7	1.3	1.0	51	34	26	20	13.7	10.2	2.3	1.6	1.2	0.94
	40	UC	8.00	16.0	17.5	62	41	31	25	16.5	12.4	2.8	1.9	1.4	1.1	57	38	28	23	15.1	11.3	2.6	1.7	1.3	1.0
	50	UC	8.73	16.5	18.0	65	44	33	26	17.5	13.1	3.0	2.0	1.5	1.2	60	40	30	24	16.0	12.0	2.7	1.8	1.4	1.1
	60	UC	9.60	17.5	18.5	68	45	34	27	18.1	13.6	3.1	2.1	1.6	1.2	64	43	32	26	17.1	12.8	2.9	2.0	1.5	1.2

TeeJet® Even Flat Spray Tips

Typical Applications:

See selection guide on page 3 for recommended typical applications for TeeJet tips.

Features:

- Ideal for banding over the row or in row middles.
- Provides uniform distribution throughout the flat spray pattern.
- Easily mounted on spray boom or planter.
- Available with VisiFlo® color-coding in stainless steel or all stainless steel, hardened stainless steel and brass.

	PSI	CAPACITY ONE NOZZLE IN GPM	GPA 30" Field Acres 3 MPH	3.5 MPH	4 MPH	4.5 MPH	5 MPH	5.5 MPH	6 MPH	6.5 MPH	7 MPH	7.5 MPH	8 MPH	8.5 MPH
TP4001E† TP6501E†	20	0.071	4.7	4.0	3.5	3.1	2.8	2.6	2.3	2.2	2.0	1.9	1.8	1.7
	30	0.087	5.7	4.9	4.3	3.8	3.4	3.1	2.9	2.7	2.5	2.3	2.2	2.0
TP8001E TP9501E (100)	40	0.10	6.6	5.7	5.0	4.4	4.0	3.6	3.3	3.0	2.8	2.6	2.5	2.3
	50	0.11	7.3	6.2	5.4	4.8	4.4	4.0	3.6	3.4	3.1	2.9	2.7	2.6
	60	0.12	7.9	6.8	5.9	5.3	4.8	4.3	4.0	3.7	3.4	3.2	3.0	2.8
TP40015E† TP65015E†	20	0.11	7.3	6.2	5.4	4.8	4.4	4.0	3.6	3.4	3.1	2.9	2.7	2.6
	30	0.13	8.6	7.4	6.4	5.7	5.1	4.7	4.3	4.0	3.7	3.4	3.2	3.0
TP80015E TP95015E (100)	40	0.15	9.9	8.5	7.4	6.6	5.9	5.4	5.0	4.6	4.2	4.0	3.7	3.5
	50	0.17	11.2	9.6	8.4	7.5	6.7	6.1	5.6	5.2	4.8	4.5	4.2	4.0
	60	0.18	11.9	10.2	8.9	7.9	7.1	6.5	5.9	5.5	5.1	4.8	4.5	4.2
TP4002E† TP6502E†	20	0.14	9.2	7.9	6.9	6.2	5.5	5.0	4.6	4.3	4.0	3.7	3.5	3.3
	30	0.17	11.2	9.6	8.4	7.5	6.7	6.1	5.6	5.2	4.8	4.5	4.2	4.0
TP8002E TP9502E (50)	40	0.20	13.2	11.3	9.9	8.8	7.9	7.2	6.6	6.1	5.7	5.3	5.0	4.7
	50	0.22	14.5	12.4	10.9	9.7	8.7	7.9	7.3	6.7	6.2	5.8	5.4	5.1
	60	0.24	15.8	13.6	11.9	10.6	9.5	8.6	7.9	7.3	6.8	6.3	5.9	5.6
TP4003E† TP6503E†	20	0.21	13.9	11.9	10.4	9.2	8.3	7.6	6.9	6.4	5.9	5.5	5.2	4.9
	30	0.26	17.2	14.7	12.9	11.4	10.3	9.4	8.6	7.9	7.4	6.9	6.4	6.1
TP8003E TP9503E (50)	40	0.30	19.8	17.0	14.9	13.2	11.9	10.8	9.9	9.1	8.5	7.9	7.4	7.0
	50	0.34	22	19.2	16.8	15.0	13.5	12.2	11.2	10.4	9.6	9.0	8.4	7.9
	60	0.37	24	21	18.3	16.3	14.7	13.3	12.2	11.3	10.5	9.8	9.2	8.6
TP4004E† TP6504E†	20	0.28	18.5	15.8	13.9	12.3	11.1	10.1	9.2	8.5	7.9	7.4	6.9	6.5
	30	0.35	23	19.8	17.3	15.4	13.9	12.6	11.6	10.7	9.9	9.2	8.7	8.2
TP8004E TP9504E (50)	40	0.40	26	23	19.8	17.6	15.8	14.4	13.2	12.2	11.3	10.6	9.9	9.3
	50	0.45	30	25	22	19.8	17.8	16.2	14.9	13.7	12.7	11.9	11.1	10.5
	60	0.49	32	28	24	22	19.4	17.6	16.2	14.9	13.9	12.9	12.1	11.4
TP4005E† TP6505E†	20	0.35	23	19.8	17.3	15.4	13.9	12.6	11.6	10.7	9.9	9.2	8.7	8.2
	30	0.43	28	24	21	18.9	17.0	15.5	14.2	13.1	12.2	11.4	10.6	10.0
TP8005E TP9505E (50)	40	0.50	33	28	25	22	19.8	18.0	16.5	15.2	14.1	13.2	12.4	11.6
	50	0.56	37	32	28	25	22	20	18.5	17.1	15.8	14.8	13.9	13.0
	60	0.61	40	35	30	27	24	22	20	18.6	17.3	16.1	15.1	14.2
TP4006E† TP6506E†	20	0.42	28	24	21	18.5	16.6	15.1	13.9	12.8	11.9	11.1	10.4	9.8
	30	0.52	34	29	26	23	21	18.7	17.2	15.8	14.7	13.7	12.9	12.1
TP8006E TP9506E (50)	40	0.60	40	34	30	26	24	22	19.8	18.3	17.0	15.8	14.9	14.0
	50	0.67	44	38	33	29	27	24	22	20	19.0	17.7	16.6	15.6
	60	0.73	48	41	36	32	29	26	24	22	21	19.3	18.1	17.0
TP6508E† TP11008E†	20	0.57	38	32	28	25	23	21	18.8	17.4	16.1	15.0	14.1	13.3
	30	0.69	46	39	34	30	27	25	23	21	19.5	18.2	17.1	16.1
TP8008E TP9508E (50)	40	0.80	53	45	40	35	32	29	26	24	23	21	19.8	18.6
	50	0.89	59	50	44	39	35	32	29	27	25	23	22	21
	60	0.98	65	55	49	43	39	35	32	30	28	26	24	23
TP4010E† TP6510E† TP8010E† TP11010E† (24)	20	0.71	47	40	35	31	28	26	23	22	20	18.7	17.6	16.5
	30	0.87	57	49	43	38	34	31	29	27	25	23	22	20
	40	1.00	66	57	50	44	40	36	33	30	28	26	25	23
	50	1.12	74	63	55	49	44	40	37	34	32	30	28	26
	60	1.22	81	69	60	54	48	44	40	37	35	32	30	28
TP6515E† TP8015E† TP11015E†	20	1.06	70	60	52	47	42	38	35	32	30	28	26	25
	30	1.30	86	74	64	57	51	47	43	40	37	34	32	30
	40	1.50	99	85	74	66	59	54	50	46	42	40	37	35
	50	1.68	111	95	83	74	67	60	55	51	48	44	42	39
	60	1.84	121	104	91	81	73	66	61	56	52	49	46	43

Note: Always double check your application rates. Tabulations are based on spraying water at 70°F (21°C). See pages 136–157 for useful formulas and other information. †Available in brass and/or stainless steel and/or hardened stainless steel.

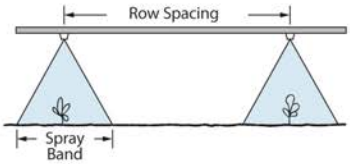

	40°	65°	80°	95°	110°	GPA CONVERSION FACTORS* 20"	30"
8"	11"	6"	5"	4"	3"	2.50	3.75
10"	14"	8"	6"	5"	4"	2.00	3.00
12"	16"	9"	7"	5"	4"	1.67	2.50
15"	21"	12"	9"	7"	5"	1.33	2.00

*To find GPA rate on band widths, multiply the tabulated GPA for ROW SPACING by conversion factors.

How to order:

Specify tip number.

Examples:

TP8002EVS	–	Stainless Steel with VisiFlo color-coding
TP8002E-HSS	–	Hardened Stainless Steel
TP8002E-SS	–	Stainless Steel
TP8002E	–	Brass

StreamJet Solid Stream Spray Nozzles

Stainless Steel for Banding Fertilizers

- Permits banding fluids at high rig speeds.
- Large orifices with no internal obstructions permit non-clogging suspension applications.
- Lower drift potential.
- For TP tips use Quick TeeJet cap and gasket 114445-*-CELR.

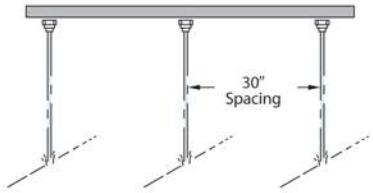

How to order:
Specify nozzle number and material.
Example: H1/4U-SS0010 Stainless Steel

Note: Always double check your application rates. Tabulations are based on spraying water at 70°F (21°C).

	PSI	CAPACITY ONE NOZZLE IN GPM	GPA 30" 4 MPH	6 MPH	8 MPH	10 MPH	12 MPH	14 MPH	16 MPH	18 MPH	20 MPH
TP0001-SS	10	0.050	2.5	1.7	1.2	0.99	0.83	0.71	0.62	0.55	0.50
	20	0.071	3.5	2.3	1.8	1.4	1.2	1.0	0.88	0.78	0.70
	30	0.087	4.3	2.9	2.2	1.7	1.4	1.2	1.1	0.96	0.86
	40	0.10	5.0	3.3	2.5	2.0	1.7	1.4	1.2	1.1	0.99
TP00015-SS	10	0.075	3.7	2.5	1.9	1.5	1.2	1.1	0.93	0.83	0.74
	20	0.11	5.4	3.6	2.7	2.2	1.8	1.6	1.4	1.2	1.1
	30	0.13	6.4	4.3	3.2	2.6	2.1	1.8	1.6	1.4	1.3
	40	0.15	7.4	5.0	3.7	3.0	2.5	2.1	1.9	1.7	1.5
H1/4U-SS0002 TP0002-SS	10	0.10	5.0	3.3	2.5	2.0	1.7	1.4	1.2	1.1	0.99
	20	0.14	6.9	4.6	3.5	2.8	2.3	2.0	1.7	1.5	1.4
	30	0.17	8.4	5.6	4.2	3.4	2.8	2.4	2.1	1.9	1.7
	40	0.20	9.9	6.6	5.0	4.0	3.3	2.8	2.5	2.2	2.0
H1/4U-SS0003 TP0003-SS	10	0.15	7.4	5.0	3.7	3.0	2.5	2.1	1.9	1.7	1.5
	20	0.21	10.4	6.9	5.2	4.2	3.5	3.0	2.6	2.3	2.1
	30	0.26	12.9	8.6	6.4	5.1	4.3	3.7	3.2	2.9	2.6
	40	0.30	14.9	9.9	7.4	5.9	5.0	4.2	3.7	3.3	3.0
H1/4U-SS0004 TP0004-SS	10	0.20	9.9	6.6	5.0	4.0	3.3	2.8	2.5	2.2	2.0
	20	0.28	13.9	9.2	6.9	5.5	4.6	4.0	3.5	3.1	2.8
	30	0.35	17.3	11.6	8.7	6.9	5.8	5.0	4.3	3.9	3.5
	40	0.40	19.8	13.2	9.9	7.9	6.6	5.7	5.0	4.4	4.0
H1/4U-SS0006 TP0006-SS	10	0.30	14.9	9.9	7.4	5.9	5.0	4.2	3.7	3.3	3.0
	20	0.42	21	13.9	10.4	8.3	6.9	5.9	5.2	4.6	4.2
	30	0.52	26	17.2	12.9	10.3	8.6	7.4	6.4	5.7	5.1
	40	0.60	30	19.8	14.9	11.9	9.9	8.5	7.4	6.6	5.9
H1/4U-SS0008 TP0008-SS	10	0.40	19.8	13.2	9.9	7.9	6.6	5.7	5.0	4.4	4.0
	20	0.57	28	18.8	14.1	11.3	9.4	8.1	7.1	6.3	5.6
	30	0.69	34	23	17.1	13.7	11.4	9.8	8.5	7.6	6.8
	40	0.80	40	26	19.8	15.8	13.2	11.3	9.9	8.8	7.9
H1/4U-SS0010 TP0010-SS	10	0.50	25	16.5	12.4	9.9	8.3	7.1	6.2	5.5	5.0
	20	0.71	35	23	17.6	14.1	11.7	10.0	8.8	7.8	7.0
	30	0.87	43	29	22	17.2	14.4	12.3	10.8	9.6	8.6
	40	1.00	50	33	25	19.8	16.5	14.1	12.4	11.0	9.9
H1/4U-SS0015 TP0015-SS	10	0.75	37	25	19	14.9	12.4	10.6	9.3	8.3	7.4
	20	1.06	52	35	26	21	17.5	15.0	13.1	11.7	10.5
	30	1.30	64	43	32	26	21	18.4	16.1	14.3	12.9
	40	1.50	74	50	37	30	25	21	18.6	16.5	14.9
H1/4U-SS0020 TP0020-SS	10	1.00	50	33	25	19.8	16.5	14.1	12.4	11.0	9.9
	20	1.41	70	47	35	28	23	19.9	17.4	15.5	14.0
	30	1.73	86	57	43	34	29	24	21	19.0	17.1
	40	2.00	99	66	50	40	33	28	25	22	19.8
H1/4U-SS0030 TP0030-SS	10	1.50	74	50	37	30	25	21	18.6	16.5	14.9
	20	2.12	105	70	52	42	35	30	26	23	21
	30	2.60	129	86	64	51	43	37	32	29	26
	40	3.00	149	99	74	59	50	42	37	33	30
H1/4U-SS0040 TP0040-SS	10	2.00	99	66	50	40	33	28	25	22	20
	20	2.83	140	93	70	56	47	40	35	31	28
	30	3.46	171	114	86	69	57	49	43	38	34
	40	4.00	198	132	99	79	66	57	50	44	40
H1/4U-SS0050	10	2.50	124	83	62	50	41	35	31	28	25
	20	3.54	175	117	88	70	58	50	44	39	35
	30	4.33	214	143	107	86	71	61	54	48	43
	40	5.00	248	165	124	99	83	71	62	55	50
H1/4U-SS0060	10	3.00	149	99	74	59	50	42	37	33	30
	20	4.24	210	140	105	84	70	60	52	47	42
	30	5.20	257	172	129	103	86	74	64	57	51
	40	6.00	297	198	149	119	99	85	74	66	59

TeeJet® Flow Regulators

Flow Regulators are usually mounted behind cultivator shanks for the subsurface application of liquid fertilizers and soil fumigants. They are also used for above-ground streaming applications.

How to order:
Specify orifice plate number.
Example: CP4916-008

Typical Assembly

CP1322 1/4TT Body | **5053** Strainer | **CP4916** Orifice Plate | **CP4928** Adapter ⅛" NPT (F) Outlet | **CP1325** Cap

Note: Always insert Orifice Plate with side marked with number facing the outlet.

MATERIAL: Stainless Steel

To determine the orifice plates you need, use the following equations:

$$\text{GPM (Per Nozzle)} = \frac{\text{GPA} \times \text{MPH} \times W}{5{,}940}$$

$$\text{GPA} = \frac{5{,}940 \times \text{GPM (Per Nozzle)}}{\text{MPH} \times W}$$

W = Nozzle spacing (in inches) for broadcast spraying.
= Spray width (in inches) for single nozzle, band spraying or boomless spraying.
= Row spacing (in inches) divided by the number of nozzles per row for directed spraying.

Tabulated flow rates are for spraying water into air at atmospheric pressure. If your application creates backpressure, or if spraying into a liquid, measure and calibrate to ensure proper application rates. For spraying solutions other than water, see page 125 for conversion factors.

	GPM						
	5 PSI	10 PSI	20 PSI	30 PSI	40 PSI	50 PSI	60 PSI
CP4916-008	0.003	0.004	0.006	0.007	0.008	0.009	0.010
CP4916-10	0.005	0.007	0.009	0.011	0.013	0.015	0.016
CP4916-12	0.007	0.010	0.013	0.016	0.019	0.021	0.023
CP4916-14	0.009	0.013	0.018	0.022	0.025	0.028	0.031
CP4916-15	0.010	0.015	0.021	0.025	0.029	0.032	0.036
CP4916-16	0.012	0.017	0.023	0.029	0.033	0.037	0.040
CP4916-18	0.015	0.021	0.030	0.036	0.042	0.047	0.051
CP4916-20	0.018	0.026	0.037	0.045	0.052	0.058	0.064
CP4916-22	0.022	0.031	0.043	0.053	0.061	0.068	0.075
CP4916-24	0.026	0.037	0.052	0.064	0.074	0.083	0.091
CP4916-25	0.028	0.040	0.056	0.068	0.079	0.088	0.097
CP4916-26	0.030	0.043	0.061	0.074	0.086	0.096	0.105
CP4916-27	0.032	0.046	0.064	0.079	0.091	0.102	0.111
CP4916-28	0.035	0.049	0.069	0.085	0.098	0.110	0.120
CP4916-29	0.038	0.054	0.076	0.094	0.108	0.121	0.132
CP4916-30	0.040	0.057	0.081	0.099	0.114	0.127	0.140
CP4916-31	0.043	0.062	0.087	0.107	0.123	0.138	0.151
CP4916-32	0.048	0.068	0.095	0.117	0.135	0.151	0.165
CP4916-34	0.052	0.074	0.104	0.127	0.147	0.164	0.180
CP4916-35	0.056	0.079	0.111	0.136	0.157	0.176	0.192
CP4916-37	0.061	0.086	0.122	0.149	0.172	0.192	0.211
CP4916-39	0.068	0.096	0.135	0.165	0.191	0.214	0.234
CP4916-40	0.072	0.102	0.144	0.177	0.204	0.228	0.250
CP4916-41	0.075	0.106	0.149	0.183	0.211	0.236	0.258
CP4916-43	0.082	0.116	0.163	0.200	0.231	0.258	0.283
CP4916-45	0.088	0.125	0.177	0.217	0.250	0.280	0.306
CP4916-46	0.095	0.135	0.191	0.234	0.270	0.302	0.331

	GPM						
	5 PSI	10 PSI	20 PSI	30 PSI	40 PSI	50 PSI	60 PSI
CP4916-47	0.097	0.138	0.194	0.238	0.275	0.307	0.337
CP4916-48	0.101	0.143	0.202	0.248	0.286	0.320	0.350
CP4916-49	0.104	0.148	0.209	0.255	0.295	0.330	0.361
CP4916-51	0.116	0.165	0.233	0.285	0.329	0.368	0.403
CP4916-52	0.118	0.168	0.237	0.290	0.335	0.375	0.410
CP4916-54	0.127	0.180	0.255	0.312	0.360	0.402	0.441
CP4916-55	0.133	0.189	0.267	0.326	0.377	0.421	0.462
CP4916-57	0.141	0.200	0.283	0.346	0.400	0.447	0.490
CP4916-59	0.153	0.217	0.306	0.375	0.433	0.484	0.530
CP4916-61	0.165	0.233	0.330	0.404	0.466	0.521	0.571
CP4916-63	0.174	0.246	0.347	0.425	0.491	0.549	0.601
CP4916-65	0.185	0.261	0.369	0.452	0.522	0.584	0.639
CP4916-67	0.196	0.278	0.392	0.481	0.555	0.621	0.680
CP4916-68	0.203	0.287	0.405	0.496	0.573	0.641	0.702
CP4916-70	0.216	0.306	0.433	0.530	0.612	0.684	0.750
CP4916-72	0.226	0.320	0.453	0.554	0.640	0.716	0.784
CP4916-73	0.233	0.330	0.467	0.572	0.660	0.738	0.808
CP4916-75	0.245	0.347	0.491	0.601	0.694	0.776	0.850
CP4916-78	0.272	0.385	0.544	0.667	0.770	0.861	0.943
CP4916-80	0.280	0.397	0.561	0.687	0.793	0.887	0.971
CP4916-81	0.290	0.411	0.581	0.711	0.821	0.918	1.01
CP4916-83	0.317	0.449	0.634	0.777	0.897	1.00	1.10
CP4916-86	0.332	0.470	0.664	0.813	0.939	1.05	1.15
CP4916-89	0.346	0.490	0.693	0.849	0.980	1.10	1.20
CP4916-91	0.369	0.523	0.739	0.905	1.05	1.17	1.28
CP4916-93	0.387	0.547	0.774	0.947	1.09	1.22	1.34
CP4916-95	0.404	0.572	0.808	0.990	1.14	1.28	1.40

	GPM						
	5 PSI	10 PSI	20 PSI	30 PSI	40 PSI	50 PSI	60 PSI
CP4916-98	0.442	0.625	0.884	1.08	1.25	1.40	1.53
CP4916-103	0.461	0.653	0.923	1.13	1.31	1.46	1.60
CP4916-107	0.518	0.733	1.04	1.27	1.47	1.64	1.79
CP4916-110	0.548	0.775	1.10	1.34	1.55	1.73	1.90
CP4916-115	0.605	0.855	1.21	1.48	1.71	1.91	2.09
CP4916-120	0.629	0.890	1.26	1.54	1.78	1.99	2.18
CP4916-125	0.693	0.980	1.39	1.70	1.96	2.19	2.40
CP4916-128	0.721	1.02	1.44	1.77	2.04	2.28	2.50
CP4916-132	0.774	1.10	1.55	1.90	2.19	2.45	2.68
CP4916-136	0.840	1.19	1.68	2.06	2.38	2.66	2.91
CP4916-140	0.894	1.27	1.79	2.19	2.53	2.83	3.10
CP4916-144	0.926	1.31	1.85	2.27	2.62	2.93	3.21
CP4916-147	0.953	1.35	1.91	2.33	2.70	3.01	3.30
CP4916-151	1.04	1.47	2.08	2.55	2.94	3.29	3.60
CP4916-156	1.10	1.55	2.20	2.69	3.11	3.47	3.80
CP4916-161	1.15	1.63	2.31	2.83	3.27	3.65	4.00
CP4916-166	1.21	1.72	2.43	2.97	3.43	3.84	4.20
CP4916-170	1.30	1.84	2.61	3.19	3.69	4.12	4.51
CP4916-172	1.36	1.92	2.71	3.32	3.84	4.29	4.70
CP4916-177	1.41	2.00	2.83	3.46	4.00	4.47	4.90
CP4916-182	1.47	2.08	2.95	3.61	4.17	4.66	5.10
CP4916-187	1.56	2.21	3.12	3.82	4.41	4.93	5.40
CP4916-196	1.73	2.45	3.46	4.24	4.90	5.47	6.00
CP4916-205	1.88	2.65	3.75	4.59	5.31	5.93	6.50
CP4916-218	2.11	2.98	4.21	5.16	5.96	6.66	7.30
CP4916-234	2.45	3.47	4.91	6.01	6.94	7.76	8.50
CP4916-250	2.83	4.00	5.66	6.93	8.00	8.94	9.80

Note: Always double check your application rates. Tabulations are based on spraying water at 70°F (21°C).
See pages 124–140 for useful formulas and other information.

StreamJet QJ-VR and PTC-VR Variable Rate Fertilizer Assemblies

Typical Applications:

- Excellent for metering of liquid fertilizer on planters, seeders and fertilizer applicators.
- Use in place of traditional fixed orifice metering plates.

Features:

- Variable orifice design is like having multiple flow regulators in one simple assembly.
- PTC-VR features nylon construction for excellent strength and chemical resistance.
- QJ-VR features acetal and nylon construction with choice of nylon or stainless steel hose barb for strength and chemical resistance.
- Simple, elastomer (EPDM) variable orifice for long-term, reliable operation.
- Recommended operating pressure: 10–100 PSI (0.7–7.0 bar).
- Intended for use with flow meter based control systems only.
- Multiple capacities available for a wide range of application rates and ground speeds.

	PSI	CAPACITY ONE NOZZLE IN GPM	GPA 20" 4 MPH	5 MPH	6 MPH	7 MPH	8 MPH	9 MPH	10 MPH	12 MPH
QJ-VR-X0.5 PTC-VR-X0.5	10	0.09	6.7	5.3	4.5	3.8	3.3	3.0	2.7	2.2
	20	0.13	9.7	7.7	6.4	5.5	4.8	4.3	3.9	3.2
	30	0.17	12.6	10.1	8.4	7.2	6.3	5.6	5.0	4.2
	40	0.21	15.6	12.5	10.4	8.9	7.8	6.9	6.2	5.2
	50	0.24	17.8	14.3	11.9	10.2	8.9	7.9	7.1	5.9
	60	0.29	22	17.2	14.4	12.3	10.8	9.6	8.6	7.2
	70	0.34	25	20	16.8	14.4	12.6	11.2	10.1	8.4
	80	0.40	30	24	19.8	17.0	14.9	13.2	11.9	9.9
	90	0.46	34	27	23	19.5	17.1	15.2	13.7	11.4
	100	0.54	40	32	27	23	20	17.8	16.0	13.4
QJ-VR-X1.0 PTC-VR-X1.0	10	0.13	9.7	7.7	6.4	5.5	4.8	4.3	3.9	3.2
	20	0.21	15.6	12.5	10.4	8.9	7.8	6.9	6.2	5.2
	30	0.28	21	16.6	13.9	11.9	10.4	9.2	8.3	6.9
	40	0.35	26	21	17.3	14.9	13.0	11.6	10.4	8.7
	50	0.44	33	26	22	18.7	16.3	14.5	13.1	10.9
	60	0.53	39	31	26	22	19.7	17.5	15.7	13.1
	70	0.64	48	38	32	27	24	21	19.0	15.8
	80	0.77	57	46	38	33	29	25	23	19.1
	90	0.90	67	53	45	38	33	30	27	22
	100	1.03	76	61	51	44	38	34	31	25
QJ-VR-X2.0 PTC-VR-X2.0	10	0.38	28	23	18.8	16.1	14.1	12.5	11.3	9.4
	20	0.57	42	34	28	24	21	18.8	16.9	14.1
	30	0.73	54	43	36	31	27	24	22	18.1
	40	0.87	65	52	43	37	32	29	26	22
	50	1.03	76	61	51	44	38	34	31	25
	60	1.20	89	71	59	51	45	40	36	30
	70	1.40	104	83	69	59	52	46	42	35
	80	1.61	120	96	80	68	60	53	48	40
	90	1.84	137	109	91	78	68	61	55	46
	100	2.07	154	123	102	88	77	68	61	51

	PSI	CAPACITY ONE NOZZLE IN GPM	GPA 30" 4 MPH	5 MPH	6 MPH	7 MPH	8 MPH	9 MPH	10 MPH	12 MPH
QJ-VR-X0.5 PTC-VR-X0.5	10	0.09	4.5	3.6	3.0	2.5	2.2	2.0	1.8	1.5
	20	0.13	6.4	5.1	4.3	3.7	3.2	2.9	2.6	2.1
	30	0.17	8.4	6.7	5.6	4.8	4.2	3.7	3.4	2.8
	40	0.21	10.4	8.3	6.9	5.9	5.2	4.6	4.2	3.5
	50	0.24	11.9	9.5	7.9	6.8	5.9	5.3	4.8	4.0
	60	0.29	14.4	11.5	9.6	8.2	7.2	6.4	5.7	4.8
	70	0.34	16.8	13.5	11.2	9.6	8.4	7.5	6.7	5.6
	80	0.40	19.8	15.8	13.2	11.3	9.9	8.8	7.9	6.6
	90	0.46	23	18.2	15.2	13.0	11.4	10.1	9.1	7.6
	100	0.54	27	21	17.8	15.3	13.4	11.9	10.7	8.9
QJ-VR-X1.0 PTC-VR-X1.0	10	0.13	6.4	5.1	4.3	3.7	3.2	2.9	2.6	2.1
	20	0.21	10.4	8.3	6.9	5.9	5.2	4.6	4.2	3.5
	30	0.28	13.9	11.1	9.2	7.9	6.9	6.2	5.5	4.6
	40	0.35	17.3	13.9	11.6	9.9	8.7	7.7	6.9	5.8
	50	0.44	22	17.4	14.5	12.4	10.9	9.7	8.7	7.3
	60	0.53	26	21	17.5	15.0	13.1	11.7	10.5	8.7
	70	0.64	32	25	21	18.1	15.8	14.1	12.7	10.6
	80	0.77	38	30	25	22	19.1	16.9	15.2	12.7
	90	0.90	45	36	30	25	22	19.8	17.8	14.9
	100	1.03	51	41	34	29	25	23	20	17.0
QJ-VR-X2.0 PTC-VR-X2.0	10	0.38	18.8	15.0	12.5	10.7	9.4	8.4	7.5	6.3
	20	0.57	28	23	18.8	16.1	14.1	12.5	11.3	9.4
	30	0.73	36	29	24	21	18.1	16.1	14.5	12.0
	40	0.87	43	34	29	25	22	19.1	17.2	14.4
	50	1.03	51	41	34	29	25	23	20	17.0
	60	1.2	59	48	40	34	30	26	24	19.8
	70	1.4	69	55	46	40	35	31	28	23
	80	1.61	80	64	53	46	40	35	32	27
	90	1.84	91	73	61	52	46	40	36	30
	100	2.07	102	82	68	59	51	46	41	34

Note: Always double check your application rates. Tabulations are based on spraying water at 70°F (21°C).

ASSEMBLY NUMBER	HOSE BARB SIZE	HOSE BARB MATERIAL
QJ-VR-1/4-SS-X0.5 or X1.0	¼"	Stainless Steel
QJ-VR-5/16-SS-X0.5 or X1.0	5/16"	Stainless Steel
QJ-VR-3/8-NYB-X0.5, X1.0, or X2.0	⅜"	Nylon
QJ-VR-3/8-SS-X0.5, X1.0, or X2.0	⅜"	Stainless Steel
QJ-VR-1/2-NYB-X2.0	½"	Nylon
QJ-VR-1/2-SS-X2.0	½"	Stainless Steel
QJ-VR-X0.5, X1.0 or X2.0	N/A	N/A

ASSEMBLY NUMBER	TUBING OUTER DIAMETER
PTC-VR-1/4-X0.5 or X1.0	¼"
PT-VR-5/16-X0.5, X1.0 or X2.0	5/16"
PTC-VR-3/8-X0.5, X1.0 or X2.0	⅜"

How to order:

Specify tip number.
Example: QJ-VR-1/4-X1.0 – Polymer with color-coding

StreamJet SJ3 Variable Rate Fertilizer Nozzles

Typical Applications:

- Excellent for application of liquid fertilizer on bare ground or in standing crop.
- 3-stream pattern is ideal for directed application.

Features:

- Variable orifice design is like having 5 tips in one.
- Wide flow rate range offers improved productivity in fixed rate applications.
- Also ideal for variable rate prescription map applications
- Produces three identical fluid streams for excellent distribution quality in directed applications.
- Solid stream pattern minimizes leaf burn and virtually eliminates drift.
- Acetal body and deflector plate for good wear life and chemical resistance.
- Simple, elastomer (EPDM) variable orifice for long-term, reliable operation.
- Recommended operating pressure: 20–100 PSI (1.5–7.0 bar).
- SJ3-VR is intended for use with flow meter based control systems only.
- Multiple capacities available for a wide range of application rates and ground speeds.
- Quick TeeJet® cap included for easy installation.

Optimum Spray Height

20″	20″
30″	30″
40″	40″

How to order:

Specify tip number.
Example: SJ3-VR-X1.0 – Polymer with color-coding

	PSI	CAPACITY ONE NOZZLE IN GPM	GPA 15° 5 MPH	6 MPH	7 MPH	8 MPH	10 MPH	12 MPH	14 MPH	16 MPH	18 MPH	20 MPH
SJ3-VR-X0.5	20	0.13	10.3	8.6	7.4	6.4	5.1	4.3	3.7	3.2	2.9	2.6
	30	0.16	12.7	10.6	9.1	7.9	6.3	5.3	4.5	4.0	3.5	3.2
	40	0.18	14.3	11.9	10.2	8.9	7.1	5.9	5.1	4.5	4.0	3.6
	50	0.21	16.6	13.9	11.9	10.4	8.3	6.9	5.9	5.2	4.6	4.2
	60	0.24	19.0	15.8	13.6	11.9	9.5	7.9	6.8	5.9	5.3	4.8
	70	0.28	22	18.5	15.8	13.9	11.1	9.2	7.9	6.9	6.2	5.5
	80	0.32	25	21	18.1	15.8	12.7	10.6	9.1	7.9	7.0	6.3
	90	0.37	29	24	21	18.3	14.7	12.2	10.5	9.2	8.1	7.3
	100	0.42	33	28	24	21	16.6	13.9	11.9	10.4	9.2	8.3
SJ3-VR-X1.0	20	0.21	16.6	13.9	11.9	10.4	8.3	6.9	5.9	5.2	4.6	4.2
	30	0.28	22	18.5	15.8	13.9	11.1	9.2	7.9	6.9	6.2	5.5
	40	0.35	28	23	19.8	17.3	13.9	11.6	9.9	8.7	7.7	6.9
	50	0.43	34	28	24	21	17.0	14.2	12.2	10.6	9.5	8.5
	60	0.51	40	34	29	25	20	16.8	14.4	12.6	11.2	10.1
	70	0.61	48	40	35	30	24	20	17.3	15.1	13.4	12.1
	80	0.71	56	47	40	35	28	23	20	17.6	15.6	14.1
	90	0.82	65	54	46	41	32	27	23	20	18.0	16.2
	100	0.93	74	61	53	46	37	31	26	23	20	18.4
SJ3-VR-X2.0	20	0.55	44	36	31	27	22	18.2	15.6	13.6	12.1	10.9
	30	0.70	55	46	40	35	28	23	19.8	17.3	15.4	13.9
	40	0.84	67	55	48	42	33	28	24	21	18.5	16.6
	50	0.97	77	64	55	48	38	32	27	24	21	19.2
	60	1.11	88	73	63	55	44	37	31	27	24	22
	70	1.25	99	83	71	62	50	41	35	31	28	25
	80	1.38	109	91	78	68	55	46	39	34	30	27
	90	1.51	120	100	85	75	60	50	43	37	33	30
	100	1.64	130	108	93	81	65	54	46	41	36	32

	PSI	CAPACITY ONE NOZZLE IN GPM	GPA 20° 5 MPH	6 MPH	7 MPH	8 MPH	10 MPH	12 MPH	14 MPH	16 MPH	18 MPH	20 MPH
SJ3-VR-X0.5	20	0.13	7.7	6.4	5.5	4.8	3.9	3.2	2.8	2.4	2.1	1.9
	30	0.16	9.5	7.9	6.8	5.9	4.8	4.0	3.4	3.0	2.6	2.4
	40	0.18	10.7	8.9	7.6	6.7	5.3	4.5	3.8	3.3	3.0	2.7
	50	0.21	12.5	10.4	8.9	7.8	6.2	5.2	4.5	3.9	3.5	3.1
	60	0.24	14.3	11.9	10.2	8.9	7.1	5.9	5.1	4.5	4.0	3.6
	70	0.28	16.6	13.9	11.9	10.4	8.3	6.9	5.9	5.2	4.6	4.2
	80	0.32	19.0	15.8	13.6	11.9	9.5	7.9	6.8	5.9	5.3	4.8
	90	0.37	22	18.3	15.7	13.7	11.0	9.2	7.8	6.9	6.1	5.5
	100	0.42	25	21	17.8	15.6	12.5	10.4	8.9	7.8	6.9	6.2
SJ3-VR-X1.0	20	0.21	12.5	10.4	8.9	7.8	6.2	5.2	4.5	3.9	3.5	3.1
	30	0.28	16.6	13.9	11.9	10.4	8.3	6.9	5.9	5.2	4.6	4.2
	40	0.35	21	17.3	14.9	13.0	10.4	8.7	7.4	6.5	5.8	5.2
	50	0.43	26	21	18.2	16.0	12.8	10.6	9.1	8.0	7.1	6.4
	60	0.51	30	25	22	18.9	15.1	12.6	10.8	9.5	8.4	7.6
	70	0.61	36	30	26	23	18.1	15.1	12.9	11.3	10.1	9.1
	80	0.71	42	35	30	26	21	17.6	15.1	13.2	11.7	10.5
	90	0.82	49	41	35	30	24	20	17.4	15.2	13.5	12.2
	100	0.93	55	46	39	35	28	23	19.7	17.3	15.3	13.8
SJ3-VR-X2.0	20	0.55	33	27	23	20	16.3	13.6	11.7	10.2	9.1	8.2
	30	0.70	42	35	30	26	21	17.3	14.9	13.0	11.6	10.4
	40	0.84	50	42	36	31	25	21	17.8	15.6	13.9	12.5
	50	0.97	58	48	41	36	29	24	21	18.0	16.0	14.4
	60	1.11	66	55	47	41	33	27	24	21	18.3	16.5
	70	1.25	74	62	53	46	37	31	27	23	21	18.6
	80	1.38	82	68	59	51	41	34	29	26	23	20
	90	1.51	90	75	64	56	45	37	32	28	25	22
	100	1.64	97	81	70	61	49	41	35	30	27	24

Note: Always double check your application rates. Tabulations are based on spraying water at 70°F (21°C).

StreamJet SJ7A Variable Rate Fertilizer Nozzles

Typical Application:

- Excellent for application of liquid fertilizer on bare ground or in standing crop.
- 7-stream pattern is ideal for broadcast application.

Features:

- Variable orifice design is like having 5 tips in one.
- Wide flow rate range offers improved productivity in fixed rate applications.
- Also ideal for variable rate prescription map applications
- Produces seven identical fluid streams for excellent distribution quality in broadcast applications.
- Solid stream pattern minimizes leaf burn and virtually eliminates drift.
- Acetal body and deflector plate for good wear life and chemical resistance.
- Simple, elastomer (EPDM) variable orifice for long-term, reliable operation.
- Recommended operating pressure: 30–80 PSI (2.0–5.5 bar).
- SJ7A-VR is intended for use with flow meter based control systems only.
- Multiple capacities available for a wide range of application rates and ground speeds.

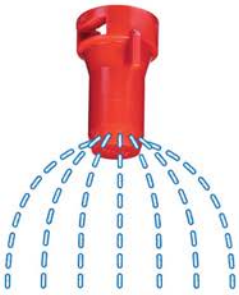

50854-NYB
Extension Adapter

Optimum Spray Height

20"	20"
30"	30"
40"	40"

How to order:

Specify nozzle number.
Example: SJ7A-VR-X1.0 –
Polymer with color-coding

	PSI	CAPACITY ONE NOZZLE IN GPM	GPA 20" 5 MPH	6 MPH	7 MPH	8 MPH	10 MPH	12 MPH	14 MPH	16 MPH	18 MPH	20 MPH
SJ7A-VR-X0.5	30	0.16	9.5	7.9	6.8	5.9	4.8	4.0	3.4	3.0	2.6	2.4
	40	0.19	11.3	9.4	8.1	7.1	5.6	4.7	4.0	3.5	3.1	2.8
	50	0.22	13.1	10.9	9.3	8.2	6.5	5.4	4.7	4.1	3.6	3.3
	60	0.26	15.4	12.9	11.0	9.7	7.7	6.4	5.5	4.8	4.3	3.9
	70	0.30	17.8	14.9	12.7	11.1	8.9	7.4	6.4	5.6	5.0	4.5
	80	0.35	21	17.3	14.9	13.0	10.4	8.7	7.4	6.5	5.8	5.2
SJ7A-VR-X1.0	30	0.28	16.6	13.9	11.9	10.4	8.3	6.9	5.9	5.2	4.6	4.2
	40	0.35	21	17.3	14.9	13.0	10.4	8.7	7.4	6.5	5.8	5.2
	50	0.44	26	22	18.7	16.3	13.1	10.9	9.3	8.2	7.3	6.5
	60	0.55	33	27	23	20	16.3	13.6	11.7	10.2	9.1	8.2
	70	0.67	40	33	28	25	19.9	16.6	14.2	12.4	11.1	9.9
	80	0.80	48	40	34	30	24	19.8	17.0	14.9	13.2	11.9
SJ7A-VR-X2.0	30	0.70	42	35	30	26	21	17.3	14.9	13.0	11.6	10.4
	40	0.85	50	42	36	32	25	21	18	15.8	14.0	12.6
	50	1.00	59	50	42	37	30	25	21	18.6	16.5	14.9
	60	1.17	69	58	50	43	35	29	25	22	19.3	17.4
	70	1.35	80	67	57	50	40	33	29	25	22	20
	80	1.55	92	77	66	58	46	38	33	29	26	23

	PSI	CAPACITY ONE NOZZLE IN GPM	GPA 30" 5 MPH	6 MPH	7 MPH	8 MPH	10 MPH	12 MPH	14 MPH	16 MPH	18 MPH	20 MPH
SJ7A-VR-X0.5	30	0.16	6.3	5.3	4.5	4.0	3.2	2.6	2.3	2.0	1.8	1.6
	40	0.19	7.5	6.3	5.4	4.7	3.8	3.1	2.7	2.4	2.1	1.9
	50	0.22	8.7	7.3	6.2	5.4	4.4	3.6	3.1	2.7	2.4	2.2
	60	0.26	10.3	8.6	7.4	6.4	5.1	4.3	3.7	3.2	2.9	2.6
	70	0.30	11.9	9.9	8.5	7.4	5.9	5.0	4.2	3.7	3.3	3.0
	80	0.35	13.9	11.6	9.9	8.7	6.9	5.8	5.0	4.3	3.9	3.5
SJ7A-VR-X1.0	30	0.28	11.1	9.2	7.9	6.9	5.5	4.6	4.0	3.5	3.1	2.8
	40	0.35	13.9	11.6	9.9	8.7	6.9	5.8	5.0	4.3	3.9	3.5
	50	0.44	17.4	14.5	12.4	10.9	8.7	7.3	6.2	5.4	4.8	4.4
	60	0.55	22	18.2	15.6	13.6	10.9	9.1	7.8	6.8	6.1	5.4
	70	0.67	27	22	19.0	16.6	13.3	11.1	9.5	8.3	7.4	6.6
	80	0.80	32	26	23	19.8	15.8	13.2	11.3	9.9	8.8	7.9
SJ7A-VR-X2.0	30	0.70	28	23	19.8	17.3	13.9	11.6	9.9	8.7	7.7	6.9
	40	0.85	34	28	24	21	16.8	14.0	12.0	10.5	9.4	8.4
	50	1.00	40	33	28	25	19.8	16.5	14.1	12.4	11.0	9.9
	60	1.17	46	39	33	29	23	19.3	16.5	14.5	12.9	11.6
	70	1.35	53	45	38	33	27	22	19.1	16.7	14.9	13.4
	80	1.55	61	51	44	38	31	26	22	19.2	17.1	15.3

Note: Always double check your application rates. Tabulations are based on spraying water at 70°F (21°C).

Technical Information

Universal Application Rate Chart for 15″ Tip Spacing

TIP CAPACITY	LIQUID PRESSURE IN PSI	CAPACITY 1 NOZZLE IN GPM	CAPACITY 1 NOZZLE IN OZ./MIN.	GALLONS PER ACRE – 15″ NOZZLE SPACING											
				4 MPH	5 MPH	6 MPH	7 MPH	8 MPH	10 MPH	12 MPH	14 MPH	16 MPH	18 MPH	20 MPH	22 MPH
01	15	0.061	7.8	6.0	4.8	4.0	3.5	3.0	2.4	2.0	1.7	1.5	1.3	1.2	1.1
	20	0.071	9.1	7.0	5.6	4.7	4.0	3.5	2.8	2.3	2.0	1.8	1.6	1.4	1.3
	30	0.087	11	8.6	6.9	5.7	4.9	4.3	3.4	2.9	2.5	2.2	1.9	1.7	1.6
	40	0.10	13	9.9	7.9	6.6	5.7	5.0	4.0	3.3	2.8	2.5	2.2	2.0	1.8
	50	0.11	14	10.9	8.7	7.3	6.2	5.4	4.4	3.6	3.1	2.7	2.4	2.2	2.0
	60	0.12	15	11.9	9.5	7.9	6.8	5.9	4.8	4.0	3.4	3.0	2.6	2.4	2.2
	75	0.14	18	13.9	11.1	9.2	7.9	6.9	5.5	4.6	4.0	3.5	3.1	2.8	2.5
	90	0.15	19	14.9	11.9	9.9	8.5	7.4	5.9	5.0	4.2	3.7	3.3	3.0	2.7
015	15	0.092	12	9.1	7.3	6.1	5.2	4.6	3.6	3.0	2.6	2.3	2.0	1.8	1.7
	20	0.11	14	10.9	8.7	7.3	6.2	5.4	4.4	3.6	3.1	2.7	2.4	2.2	2.0
	30	0.13	17	12.9	10.3	8.6	7.4	6.4	5.1	4.3	3.7	3.2	2.9	2.6	2.3
	40	0.15	19	14.9	11.9	9.9	8.5	7.4	5.9	5.0	4.2	3.7	3.3	3.0	2.7
	50	0.17	22	16.8	13.5	11.2	9.6	8.4	6.7	5.6	4.8	4.2	3.7	3.4	3.1
	60	0.18	23	17.8	14.3	11.9	10.2	8.9	7.1	5.9	5.1	4.5	4.0	3.6	3.2
	75	0.21	27	21	16.6	13.9	11.9	10.4	8.3	6.9	5.9	5.2	4.6	4.2	3.8
	90	0.23	29	23	18.2	15.2	13.0	11.4	9.1	7.6	6.5	5.7	5.1	4.6	4.1
02	15	0.12	15	11.9	9.5	7.9	6.8	5.9	4.8	4.0	3.4	3.0	2.6	2.4	2.2
	20	0.14	18	13.9	11.1	9.2	7.9	6.9	5.5	4.6	4.0	3.5	3.1	2.8	2.5
	30	0.17	22	16.8	13.5	11.2	9.6	8.4	6.7	5.6	4.8	4.2	3.7	3.4	3.1
	40	0.20	26	19.8	15.8	13.2	11.3	9.9	7.9	6.6	5.7	5.0	4.4	4.0	3.6
	50	0.22	28	22	17.4	14.5	12.4	10.9	8.7	7.3	6.2	5.4	4.8	4.4	4.0
	60	0.24	31	24	19.0	15.8	13.6	11.9	9.5	7.9	6.8	5.9	5.3	4.8	4.3
	75	0.27	35	27	21	17.8	15.3	13.4	10.7	8.9	7.6	6.7	5.9	5.3	4.9
	90	0.30	38	30	24	19.8	17.0	14.9	11.9	9.9	8.5	7.4	6.6	5.9	5.4
025	15	0.15	19	14.9	11.9	9.9	8.5	7.4	5.9	5.0	4.2	3.7	3.3	3.0	2.7
	20	0.18	23	17.8	14.3	11.9	10.2	8.9	7.1	5.9	5.1	4.5	4.0	3.6	3.2
	30	0.22	28	22	17.4	14.5	12.4	10.9	8.7	7.3	6.2	5.4	4.8	4.4	4.0
	40	0.25	32	25	19.8	16.5	14.1	12.4	9.9	8.3	7.1	6.2	5.5	5.0	4.5
	50	0.28	36	28	22	18.5	15.8	13.9	11.1	9.2	7.9	6.9	6.2	5.5	5.0
	60	0.31	40	31	25	20	17.5	15.3	12.3	10.2	8.8	7.7	6.8	6.1	5.6
	75	0.34	44	34	27	22	19.2	16.8	13.5	11.2	9.6	8.4	7.5	6.7	6.1
	90	0.38	49	38	30	25	21	18.8	15.0	12.5	10.7	9.4	8.4	7.5	6.8
03	15	0.18	23	17.8	14.3	11.9	10.2	8.9	7.1	5.9	5.1	4.5	4.0	3.6	3.2
	20	0.21	27	21	16.6	13.9	11.9	10.4	8.3	6.9	5.9	5.2	4.6	4.2	3.8
	30	0.26	33	26	21	17.2	14.7	12.9	10.3	8.6	7.4	6.4	5.7	5.1	4.7
	40	0.30	38	30	24	19.8	17.0	14.9	11.9	9.9	8.5	7.4	6.6	5.9	5.4
	50	0.34	44	34	27	22	19.2	16.8	13.5	11.2	9.6	8.4	7.5	6.7	6.1
	60	0.37	47	37	29	24	21	18.3	14.7	12.2	10.5	9.2	8.1	7.3	6.7
	75	0.41	52	41	32	27	23	20	16.2	13.5	11.6	10.1	9.0	8.1	7.4
	90	0.45	58	45	36	30	25	22	17.8	14.9	12.7	11.1	9.9	8.9	8.1
04	15	0.24	31	24	19.0	15.8	13.6	11.9	9.5	7.9	6.8	5.9	5.3	4.8	4.3
	20	0.28	36	28	22	18.5	15.8	13.9	11.1	9.2	7.9	6.9	6.2	5.5	5.0
	30	0.35	45	35	28	23	19.8	17.3	13.9	11.6	9.9	8.7	7.7	6.9	6.3
	40	0.40	51	40	32	26	23	19.8	15.8	13.2	11.3	9.9	8.8	7.9	7.2
	50	0.45	58	45	36	30	25	22	17.8	14.9	12.7	11.1	9.9	8.9	8.1
	60	0.49	63	49	39	32	28	24	19.4	16.2	13.9	12.1	10.8	9.7	8.8
	75	0.55	70	54	44	36	31	27	22	18.2	15.6	13.6	12.1	10.9	9.9
	90	0.60	77	59	48	40	34	30	24	19.8	17.0	14.9	13.2	11.9	10.8
05	15	0.31	40	31	25	20	17.5	15.3	12.3	10.2	8.8	7.7	6.8	6.1	5.6
	20	0.35	45	35	28	23	19.8	17.3	13.9	11.6	9.9	8.7	7.7	6.9	6.3
	30	0.43	55	43	34	28	24	21	17.0	14.2	12.2	10.6	9.5	8.5	7.7
	40	0.50	64	50	40	33	28	25	19.8	16.5	14.1	12.4	11.0	9.9	9.0
	50	0.56	72	55	44	37	32	28	22	18.5	15.8	13.9	12.3	11.1	10.1
	60	0.61	78	60	48	40	35	30	24	20	17.3	15.1	13.4	12.1	11.0
	75	0.68	87	67	54	45	38	34	27	22	19.2	16.8	15.0	13.5	12.2
	90	0.75	96	74	59	50	42	37	30	25	21	18.6	16.5	14.9	13.5
06	15	0.37	47	37	29	24	21	18.3	14.7	12.2	10.5	9.2	8.1	7.3	6.7
	20	0.42	54	42	33	28	24	21	16.6	13.9	11.9	10.4	9.2	8.3	7.6
	30	0.52	67	51	41	34	29	26	21	17.2	14.7	12.9	11.4	10.3	9.4
	40	0.60	77	59	48	40	34	30	24	19.8	17.0	14.9	13.2	11.9	10.8
	50	0.67	86	66	53	44	38	33	27	22	19.0	16.6	14.7	13.3	12.1
	60	0.73	93	72	58	48	41	36	29	24	21	18.1	16.1	14.5	13.1
	75	0.82	105	81	65	54	46	41	32	27	23	20	18.0	16.2	14.8
	90	0.90	115	89	71	59	51	45	36	30	25	22	19.8	17.8	16.2
08	15	0.49	63	49	39	32	28	24	19.4	16.2	13.9	12.1	10.8	9.7	8.8
	20	0.57	73	56	45	38	32	28	23	18.8	16.1	14.1	12.5	11.3	10.3
	30	0.69	88	68	55	46	39	34	27	23	19.5	17.1	15.2	13.7	12.4
	40	0.80	102	79	63	53	45	40	32	26	23	19.8	17.6	15.8	14.4
	50	0.89	114	88	70	59	50	44	35	29	25	22	19.6	17.6	16.0
	60	0.98	125	97	78	65	55	49	39	32	28	24	22	19.4	17.6
	75	1.10	141	109	87	73	62	54	44	36	31	27	24	22	19.8
	90	1.20	154	119	95	79	68	59	48	40	34	30	26	24	22
10	15	0.61	78	60	48	40	35	30	24	20	17.3	15.1	13.4	12.1	11.0
	20	0.71	91	70	56	47	40	35	28	23	20	17.6	15.6	14.1	12.8
	30	0.87	111	86	69	57	49	43	34	29	25	22	19.1	17.2	15.7
	40	1.00	128	99	79	66	57	50	40	33	28	25	22	19.8	18.0
	50	1.12	143	111	89	74	63	55	44	37	32	28	25	22	20
	60	1.22	156	121	97	81	69	60	48	40	35	30	27	24	22
	75	1.37	175	136	109	90	78	68	54	45	39	34	30	27	25
	90	1.50	192	149	119	99	85	74	59	50	42	37	33	30	27
15	15	0.92	118	91	73	61	52	46	36	30	26	23	20	18.2	16.6
	20	1.06	136	105	84	70	60	52	42	35	30	26	23	21	19.1
	30	1.30	166	129	103	86	74	64	51	43	37	32	29	26	23
	40	1.50	192	149	119	99	85	74	59	50	42	37	33	30	27
	50	1.68	215	166	133	111	95	83	67	55	48	42	37	33	30
	60	1.84	236	182	146	121	104	91	73	61	52	46	40	36	33
	75	2.05	262	203	162	135	116	101	81	68	58	51	45	41	37
	90	2.25	288	223	178	149	127	111	89	74	64	56	50	45	41
20	15	1.22	156	121	97	81	69	60	48	40	35	30	27	24	22
	20	1.41	180	140	112	93	80	70	56	47	40	35	31	28	25
	30	1.73	221	171	137	114	98	86	69	57	49	43	38	34	31
	40	2.00	256	198	158	132	113	99	79	66	57	50	44	40	36
	50	2.24	287	222	177	148	127	111	89	74	63	55	49	44	40
	60	2.45	314	243	194	162	139	121	97	81	69	61	54	49	44
	75	2.74	351	271	217	181	155	136	109	90	78	68	60	54	49
	90	3.00	384	297	238	198	170	149	119	99	85	74	66	59	54

Note: Always double check your application rates. Tabulations are based on spraying water at 70°F (21°C).

Technical Information

Universal Application Rate Chart for 30″ Tip Spacing

TIP CAPACITY	LIQUID PRESSURE IN PSI	CAPACITY 1 NOZZLE IN GPM	CAPACITY 1 NOZZLE IN OZ./MIN.	GALLONS PER ACRE – 30″ NOZZLE SPACING											
				4 MPH	5 MPH	6 MPH	7 MPH	8 MPH	10 MPH	12 MPH	14 MPH	16 MPH	18 MPH	20 MPH	22 MPH
01	15	0.061	7.8	3.0	2.4	2.0	1.7	1.5	1.2	1.0	0.86	0.75	0.67	0.60	0.55
	20	0.071	9.1	3.5	2.8	2.3	2.0	1.8	1.4	1.2	1.0	0.88	0.78	0.70	0.64
	30	0.087	11	4.3	3.4	2.9	2.5	2.2	1.7	1.4	1.2	1.1	0.96	0.86	0.78
	40	0.10	13	5.0	4.0	3.3	2.8	2.5	2.0	1.7	1.4	1.2	1.1	0.99	0.90
	50	0.11	14	5.4	4.4	3.6	3.1	2.7	2.2	1.8	1.6	1.4	1.2	1.1	0.99
	60	0.12	15	5.9	4.8	4.0	3.4	3.0	2.4	2.0	1.7	1.5	1.3	1.2	1.1
	75	0.14	18	6.9	5.5	4.6	4.0	3.5	2.8	2.3	2.0	1.7	1.5	1.4	1.3
	90	0.15	19	7.4	5.9	5.0	4.2	3.7	3.0	2.5	2.1	1.9	1.7	1.5	1.4
015	15	0.092	12	4.6	3.6	3.0	2.6	2.3	1.8	1.5	1.3	1.1	1.0	0.91	0.83
	20	0.11	14	5.4	4.4	3.6	3.1	2.7	2.2	1.8	1.6	1.4	1.2	1.1	0.99
	30	0.13	17	6.4	5.1	4.3	3.7	3.2	2.6	2.1	1.8	1.6	1.4	1.3	1.2
	40	0.15	19	7.4	5.9	5.0	4.2	3.7	3.0	2.5	2.1	1.9	1.7	1.5	1.4
	50	0.17	22	8.4	6.7	5.6	4.8	4.2	3.4	2.8	2.4	2.1	1.9	1.7	1.5
	60	0.18	23	8.9	7.1	5.9	5.1	4.5	3.6	3.0	2.5	2.2	2.0	1.8	1.6
	75	0.21	27	10.4	8.3	6.9	5.9	5.2	4.2	3.5	3.0	2.6	2.3	2.1	1.9
	90	0.23	29	11.4	9.1	7.6	6.5	5.7	4.6	3.8	3.3	2.8	2.5	2.3	2.1
02	15	0.12	15	5.9	4.8	4.0	3.4	3.0	2.4	2.0	1.7	1.5	1.3	1.2	1.1
	20	0.14	18	6.9	5.5	4.6	4.0	3.5	2.8	2.3	2.0	1.7	1.5	1.4	1.3
	30	0.17	22	8.4	6.7	5.6	4.8	4.2	3.4	2.8	2.4	2.1	1.9	1.7	1.5
	40	0.20	26	9.9	7.9	6.6	5.7	5.0	4.0	3.3	2.8	2.5	2.2	2.0	1.8
	50	0.22	28	10.9	8.7	7.3	6.2	5.4	4.4	3.6	3.1	2.7	2.4	2.2	2.0
	60	0.24	31	11.9	9.5	7.9	6.8	5.9	4.8	4.0	3.4	3.0	2.6	2.4	2.2
	75	0.27	35	13.4	10.7	8.9	7.6	6.7	5.3	4.5	3.8	3.3	3.0	2.7	2.4
	90	0.30	38	14.9	11.9	9.9	8.5	7.4	5.9	5.0	4.2	3.7	3.3	3.0	2.7
025	15	0.15	19	7.4	5.9	5.0	4.2	3.7	3.0	2.5	2.1	1.9	1.7	1.5	1.4
	20	0.18	23	8.9	7.1	5.9	5.1	4.5	3.6	3.0	2.5	2.2	2.0	1.8	1.6
	30	0.22	28	10.9	8.7	7.3	6.2	5.4	4.4	3.6	3.1	2.7	2.4	2.2	2.0
	40	0.25	32	12.4	9.9	8.3	7.1	6.2	5.0	4.1	3.5	3.1	2.8	2.5	2.3
	50	0.28	36	13.9	11.1	9.2	7.9	6.9	5.5	4.6	4.0	3.5	3.1	2.8	2.5
	60	0.31	40	15.3	12.3	10.2	8.8	7.7	6.1	5.1	4.4	3.8	3.4	3.1	2.8
	75	0.34	44	16.8	13.5	11.2	9.6	8.4	6.7	5.6	4.8	4.2	3.7	3.4	3.1
	90	0.38	49	18.8	15.0	12.5	10.7	9.4	7.5	6.3	5.4	4.7	4.2	3.8	3.4
03	15	0.18	23	8.9	7.1	5.9	5.1	4.5	3.6	3.0	2.5	2.2	2.0	1.8	1.6
	20	0.21	27	10.4	8.3	6.9	5.9	5.2	4.2	3.5	3.0	2.6	2.3	2.1	1.9
	30	0.26	33	12.9	10.3	8.6	7.4	6.4	5.1	4.3	3.7	3.2	2.9	2.6	2.3
	40	0.30	38	14.9	11.9	9.9	8.5	7.4	5.9	5.0	4.2	3.7	3.3	3.0	2.7
	50	0.34	44	16.8	13.5	11.2	9.6	8.4	6.7	5.6	4.8	4.2	3.7	3.4	3.1
	60	0.37	47	18.3	14.7	12.2	10.5	9.2	7.3	6.1	5.2	4.6	4.1	3.7	3.3
	75	0.41	52	20	16.2	13.5	11.6	10.1	8.1	6.8	5.8	5.1	4.5	4.1	3.7
	90	0.45	58	22	17.8	14.9	12.7	11.1	8.9	7.4	6.4	5.6	5.0	4.5	4.1
04	15	0.24	31	11.9	9.5	7.9	6.8	5.9	4.8	4.0	3.4	3.0	2.6	2.4	2.2
	20	0.28	36	13.9	11.1	9.2	7.9	6.9	5.5	4.6	4.0	3.5	3.1	2.8	2.5
	30	0.35	45	17.3	13.9	11.6	9.9	8.7	6.9	5.8	5.0	4.3	3.9	3.5	3.2
	40	0.40	51	19.8	15.8	13.2	11.3	9.9	7.9	6.6	5.7	5.0	4.4	4.0	3.6
	50	0.45	58	22	17.8	14.9	12.7	11.1	8.9	7.4	6.4	5.6	5.0	4.5	4.1
	60	0.49	63	24	19.4	16.2	13.9	12.1	9.7	8.1	6.9	6.1	5.4	4.9	4.4
	75	0.55	70	27	22	18.2	15.6	13.6	10.9	9.1	7.8	6.8	6.1	5.4	5.0
	90	0.60	77	30	24	19.8	17.0	14.9	11.9	9.9	8.5	7.4	6.6	5.9	5.4
05	15	0.31	40	15.3	12.3	10.2	8.8	7.7	6.1	5.1	4.4	3.8	3.4	3.1	2.8
	20	0.35	45	17.3	13.9	11.6	9.9	8.7	6.9	5.8	5.0	4.3	3.9	3.5	3.2
	30	0.43	55	21	17.0	14.2	12.2	10.6	8.5	7.1	6.1	5.3	4.7	4.3	3.9
	40	0.50	64	25	19.8	16.5	14.1	12.4	9.9	8.3	7.1	6.2	5.5	5.0	4.5
	50	0.56	72	28	22	18.5	15.8	13.9	11.1	9.2	7.9	6.9	6.2	5.5	5.0
	60	0.61	78	30	24	20	17.3	15.1	12.1	10.1	8.6	7.5	6.7	6.0	5.5
	75	0.68	87	34	27	22	19.2	16.8	13.5	11.2	9.6	8.4	7.5	6.7	6.1
	90	0.75	96	37	30	25	21	18.6	14.9	12.4	10.6	9.3	8.3	7.4	6.8
06	15	0.37	47	18.3	14.7	12.2	10.5	9.2	7.3	6.1	5.2	4.6	4.1	3.7	3.3
	20	0.42	54	21	16.6	13.9	11.9	10.4	8.3	6.9	5.9	5.2	4.6	4.2	3.8
	30	0.52	67	26	21	17.2	14.7	12.9	10.3	8.6	7.4	6.4	5.7	5.1	4.7
	40	0.60	77	30	24	19.8	17.0	14.9	11.9	9.9	8.5	7.4	6.6	5.9	5.4
	50	0.67	86	33	27	22	19.0	16.6	13.3	11.1	9.5	8.3	7.4	6.6	6.0
	60	0.73	93	36	29	24	21	18.1	14.5	12.0	10.3	9.0	8.0	7.2	6.6
	75	0.82	105	41	32	27	23	20	16.2	13.5	11.6	10.1	9.0	8.1	7.4
	90	0.90	115	45	36	30	25	22	17.8	14.9	12.7	11.1	9.9	8.9	8.1
08	15	0.49	63	24	19.4	16.2	13.9	12.1	9.7	8.1	6.9	6.1	5.4	4.9	4.4
	20	0.57	73	28	23	18.8	16.1	14.1	11.3	9.4	8.1	7.1	6.3	5.6	5.1
	30	0.69	88	34	27	23	19.5	17.1	13.7	11.4	9.8	8.5	7.6	6.8	6.2
	40	0.80	102	40	32	26	23	19.8	15.8	13.2	11.3	9.9	8.8	7.9	7.2
	50	0.89	114	44	35	29	25	22	17.6	14.7	12.6	11.0	9.8	8.8	8.0
	60	0.98	125	49	39	32	28	24	19.4	16.2	13.9	12.1	10.8	9.7	8.8
	75	1.10	141	54	44	36	31	27	22	18.2	15.6	13.6	12.1	10.9	9.9
	90	1.20	154	59	48	40	34	30	24	19.8	17.0	14.9	13.2	11.9	10.8
10	15	0.61	78	30	24	20	17.3	15.1	12.1	10.1	8.6	7.5	6.7	6.0	5.5
	20	0.71	91	35	28	23	20	17.6	14.1	11.7	10.0	8.8	7.8	7.0	6.4
	30	0.87	111	43	34	29	25	22	17.2	14.4	12.3	10.8	9.6	8.6	7.8
	40	1.00	128	50	40	33	28	25	19.8	16.5	14.1	12.4	11.0	9.9	9.0
	50	1.12	143	55	44	37	32	28	22	18.5	15.8	13.9	12.3	11.1	10.1
	60	1.22	156	60	48	40	35	30	24	20	17.3	15.1	13.4	12.1	11.0
	75	1.37	175	68	54	45	39	34	27	23	19.4	17.0	15.1	13.6	12.3
	90	1.50	192	74	59	50	42	37	30	25	21	18.6	16.5	14.9	13.5
15	15	0.92	118	46	36	30	26	23	18.2	15.2	13.0	11.4	10.1	9.1	8.3
	20	1.06	136	52	42	35	30	26	21	17.5	15.0	13.1	11.7	10.5	9.5
	30	1.30	166	64	51	43	37	32	26	21	18.4	16.1	14.3	12.9	11.7
	40	1.50	192	74	59	50	42	37	30	25	21	18.6	16.5	14.9	13.5
	50	1.68	215	83	67	55	48	42	33	28	24	21	18.5	16.6	15.1
	60	1.84	236	91	73	61	52	46	36	30	26	23	20	18.2	16.6
	75	2.05	262	101	81	68	58	51	41	34	29	25	23	20	18.5
	90	2.25	288	111	89	74	64	56	45	37	32	28	25	22	20
20	15	1.22	156	60	48	40	35	30	24	20	17.3	15.1	13.4	12.1	11.0
	20	1.41	180	70	56	47	40	35	28	23	19.9	17.4	15.5	14.0	12.7
	30	1.73	221	86	69	57	49	43	34	29	24	21	19.0	17.1	15.6
	40	2.00	256	99	79	66	57	50	40	33	28	25	22	19.8	18.0
	50	2.24	287	111	89	74	63	55	44	37	32	28	25	22	20
	60	2.45	314	121	97	81	69	61	49	40	35	30	27	24	22
	75	2.74	351	136	109	90	78	68	54	45	39	34	30	27	25
	90	3.00	384	149	119	99	85	74	59	50	42	37	33	30	27

Note: Always double check your application rates. Tabulations are based on spraying water at 70°F (21°C).

ACCUPULSE® TWINJET®

TWIN FLAT SPRAY TIPS

Features & Benefits:

- Non-air induction, twin spray tip that produces highly drift-resistant droplets (XC, UC)
- Patent-pending recirculating design and concave exit orifice geometry provide optimal spray performance
- Specifically designed for use on sprayers equipped with Pulse Width Modulation (PWM) spray tip control
- Optimal for burndown, pre-emerge, and post-emerge systemic applications
- Twin spray pattern allows for improved coverage and canopy penetration
- Compact design fits into tight boom spaces and is less likely to be damaged during field use
- Acetal construction for long wear life and excellent chemical resistance
- Recommended operating pressure range: 20-100 PSI (1.5-7 bar)
- Nine available capacities cover a wide range of application rates and ground speeds
- Can also be used for non-PWM applications, where maximum drift control is desired
- Fits into standard flat spray cap - CP114440A-*-CE



AccuPulse Spray Tip APTJ-11004VP

AccuPulse Tip/Cap Assembly - APTJ-11004VP-CE

APPLICATION INFORMATION

ACCUPULSE® TWINJET® FLAT SPRAY TIPS

	PSI	DROP SIZE	CAPACITY ONE NOZZLE IN GPM	CAPACITY ONE NOZZLE IN OZ/MIN	20" GPA* 4 MPH	5 MPH	6 MPH	8 MPH	10 MPH	12 MPH	14 MPH	16 MPH	20 MPH	GALLONS PER 1000 SQ. FT.* 2 MPH	3 MPH	4 MPH	5 MPH
APTJ-110015VP (100)	20	UC	0.115	15	8.5	6.8	5.7	4.3	3.4	2.8	2.4	2.1	1.7	0.39	0.26	0.20	0.16
	30	UC	0.134	17	9.9	8.0	6.6	5.0	4.0	3.3	2.8	2.5	2.0	0.46	0.30	0.23	0.18
	40	UC	0.150	19	11.1	8.9	7.4	5.6	4.5	3.7	3.2	2.8	2.2	0.51	0.34	0.26	0.20
	50	UC	0.163	21	12.1	9.7	8.1	6.1	4.8	4.0	3.5	3.0	2.4	0.55	0.37	0.28	0.22
	60	XC	0.175	22	13.0	10.4	8.7	6.5	5.2	4.3	3.7	3.2	2.6	0.60	0.40	0.30	0.24
	70	XC	0.185	24	13.7	11.0	9.2	6.9	5.5	4.6	3.9	3.4	2.7	0.63	0.42	0.31	0.25
	80	XC	0.195	25	14.5	11.6	9.7	7.2	5.8	4.8	4.1	3.6	2.9	0.66	0.44	0.33	0.27
	90	XC	0.204	26	15.1	12.1	10.1	7.6	6.1	5.0	4.3	3.8	3.0	0.7	0.46	0.35	0.28
	100	XC	0.212	27	15.7	12.6	10.5	7.9	6.3	5.2	4.5	3.9	3.1	0.7	0.48	0.36	0.29
APTJ-11002VP (100)	20	UC	0.15	19	11.1	8.9	7.4	5.6	4.5	3.7	3.2	2.8	2.2	0.51	0.34	0.26	0.20
	30	UC	0.18	23	13.4	10.7	8.9	6.7	5.3	4.5	3.8	3.3	2.7	0.61	0.41	0.31	0.24
	40	UC	0.20	26	14.9	11.9	9.9	7.4	5.9	5.0	4.2	3.7	3.0	0.68	0.45	0.34	0.27
	50	UC	0.22	28	16.3	13.1	10.9	8.2	6.5	5.4	4.7	4.1	3.3	0.75	0.50	0.37	0.30
	60	UC	0.23	29	17.1	13.7	11.4	8.5	6.8	5.7	4.9	4.3	3.4	0.78	0.52	0.39	0.31
	70	XC	0.25	32	18.6	14.9	12.4	9.3	7.4	6.2	5.3	4.6	3.7	0.85	0.57	0.43	0.34
	80	XC	0.26	33	19.3	15.4	12.9	9.7	7.7	6.4	5.5	4.8	3.9	0.88	0.59	0.44	0.35
	90	XC	0.27	35	20	16.0	13.4	10.0	8.0	6.7	5.7	5.0	4.0	0.9	0.61	0.46	0.37
	100	XC	0.28	36	21	16.6	13.9	10.4	8.3	6.9	5.9	5.2	4.2	1.0	0.63	0.48	0.38
APTJ-110025VP (100)	20	UC	0.19	24	14.1	11.3	9.4	7.1	5.6	4.7	4.0	3.5	2.8	0.65	0.43	0.32	0.26
	30	UC	0.22	28	16.3	13.1	10.9	8.2	6.5	5.4	4.7	4.1	3.3	0.75	0.50	0.37	0.30
	40	UC	0.25	32	18.6	14.9	12.4	9.3	7.4	6.2	5.3	4.6	3.7	0.85	0.57	0.43	0.34
	50	UC	0.27	35	20	16.0	13.4	10.0	8.0	6.7	5.7	5.0	4.0	0.92	0.61	0.46	0.37
	60	UC	0.29	37	22	17.2	14.4	10.8	8.6	7.2	6.2	5.4	4.3	1.0	0.66	0.49	0.39
	70	XC	0.31	40	23	18.4	15.3	11.5	9.2	7.7	6.6	5.8	4.6	1.1	0.70	0.53	0.42
	80	XC	0.33	42	25	19.6	16.3	12.3	9.8	8.2	7.0	6.1	4.9	1.1	0.75	0.56	0.45
	90	XC	0.34	44	25	20	16.8	12.6	10.1	8.4	7.2	6.3	5.0	1.2	0.77	0.58	0.46
	100	XC	0.35	45	26	21	17.3	13.0	10.4	8.7	7.4	6.5	5.2	1.2	0.79	0.60	0.48
APTJ-11003VP (50)	20	UC	0.23	29	17.1	13.7	11.4	8.5	6.8	5.7	4.9	4.3	3.4	0.78	0.52	0.39	0.31
	30	UC	0.27	35	20	16.0	13.4	10.0	8.0	6.7	5.7	5.0	4.0	0.92	0.61	0.46	0.37
	40	UC	0.30	38	22	17.8	14.9	11.1	8.9	7.4	6.4	5.6	4.5	1.0	0.68	0.51	0.41
	50	UC	0.33	42	25	19.6	16.3	12.3	9.8	8.2	7.0	6.1	4.9	1.1	0.75	0.56	0.45
	60	UC	0.35	45	26	21	17.3	13.0	10.4	8.7	7.4	6.5	5.2	1.2	0.79	0.60	0.48
	70	XC	0.37	47	27	22	18.3	13.7	11.0	9.2	7.8	6.9	5.5	1.3	0.84	0.63	0.50
	80	XC	0.39	50	29	23	19.3	14.5	11.6	9.7	8.3	7.2	5.8	1.3	0.88	0.66	0.53
	90	XC	0.41	52	30	24	20	15.2	12.2	10.1	8.7	7.6	6.1	1.4	0.9	0.70	0.56
	100	XC	0.42	54	31	25	21	15.6	12.5	10.4	8.9	7.8	6.2	1.4	1.0	0.71	0.57
APTJ-11004VP (50)	20	UC	0.31	40	23	18.4	15.3	11.5	9.2	7.7	6.6	5.8	4.6	1.05	0.70	0.53	0.42
	30	UC	0.36	46	27	21	17.8	13.4	10.7	8.9	7.6	6.7	5.3	1.2	0.82	0.61	0.49
	40	UC	0.40	51	30	24	19.8	14.9	11.9	9.9	8.5	7.4	5.9	1.4	0.91	0.68	0.54
	50	UC	0.43	55	32	26	21	16.0	12.8	10.6	9.1	8.0	6.4	1.5	1.0	0.73	0.58
	60	UC	0.47	60	35	28	23	17.4	14.0	11.6	10.0	8.7	7.0	1.6	1.1	0.80	0.64
	70	XC	0.49	63	36	29	24	18.2	14.6	12.1	10.4	9.1	7.3	1.7	1.1	0.83	0.67
	80	XC	0.52	67	39	31	26	19.3	15.4	12.9	11.0	9.7	7.7	1.8	1.2	0.88	0.71
	90	XC	0.54	69	40	32	27	20	16.0	13.4	11.5	10.0	8.0	1.8	1.2	0.9	0.73
	100	XC	0.56	72	42	33	28	21	16.6	13.9	11.9	10.4	8.3	1.9	1.3	1.0	0.76
APTJ-11005VP (50)	20	UC	0.38	49	28	23	18.8	14.1	11.3	9.4	8.1	7.1	5.6	1.3	0.86	0.65	0.52
	30	UC	0.45	58	33	27	22	16.7	13.4	11.1	9.5	8.4	6.7	1.5	1.02	0.77	0.61
	40	UC	0.50	64	37	30	25	18.6	14.9	12.4	10.6	9.3	7.4	1.7	1.1	0.85	0.68
	50	UC	0.55	70	41	33	27	20	16.3	13.6	11.7	10.2	8.2	1.9	1.2	0.94	0.75
	60	UC	0.59	76	44	35	29	22	17.5	14.6	12.5	11.0	8.8	2.0	1.3	1.0	0.80
	70	XC	0.63	81	47	37	31	23	18.7	15.6	13.4	11.7	9.4	2.1	1.4	1.1	0.86
	80	XC	0.66	84	49	39	33	25	19.6	16.3	14.0	12.3	9.8	2.2	1.5	1.1	0.90
	90	XC	0.69	88	51	41	34	26	20	17.1	14.6	12.8	10.2	2.3	1.6	1.2	0.9
	100	XC	0.72	92	53	43	36	27	21	17.8	15.3	13.4	10.7	2.4	1.6	1.2	1.0
APTJ-11006VP (50)	20	UC	0.45	58	33	27	22	16.7	13.4	11.1	9.5	8.4	6.7	1.5	1.02	0.77	0.61
	30	UC	0.53	68	39	31	26	19.7	15.7	13.1	11.2	9.8	7.9	1.8	1.2	0.90	0.72
	40	UC	0.60	77	45	36	30	22	17.8	14.9	12.7	11.1	8.9	2.0	1.4	1.0	0.82
	50	UC	0.66	84	49	39	33	25	19.6	16.3	14.0	12.3	9.8	2.2	1.5	1.1	0.90
	60	UC	0.71	91	53	42	35	26	21	17.6	15.1	13.2	10.5	2.4	1.6	1.2	0.97
	70	XC	0.76	97	56	45	38	28	23	18.8	16.1	14.1	11.3	2.6	1.7	1.3	1.0
	80	XC	0.80	102	59	48	40	30	24	19.8	17.0	14.9	11.9	2.7	1.8	1.4	1.1
	90	XC	0.84	108	62	50	42	31	25	21	17.8	15.6	12.5	2.9	1.9	1.4	1.1
	100	XC	0.88	113	65	52	44	33	26	22	18.7	16.3	13.1	3.0	2.0	1.5	1.2
APTJ-11008VP (50)	20	UC	0.60	77	45	36	30	22	17.8	14.9	12.7	11.1	8.9	2.0	1.4	1.02	0.82
	30	UC	0.71	91	53	42	35	26	21	17.6	15.1	13.2	10.5	2.4	1.6	1.2	0.97
	40	UC	0.80	102	59	48	40	30	24	19.8	17.0	14.9	11.9	2.7	1.8	1.4	1.1
	50	UC	0.88	113	65	52	44	33	26	22	18.7	16.3	13.1	3.0	2.0	1.5	1.2
	60	UC	0.95	122	71	56	47	35	28	24	20	17.6	14.1	3.2	2.2	1.6	1.3
	70	XC	1.02	131	76	61	50	38	30	25	22	18.9	15.1	3.5	2.3	1.7	1.4
	80	XC	1.08	138	80	64	53	40	32	27	23	20	16.0	3.7	2.4	1.8	1.5
	90	XC	1.13	145	84	67	56	42	34	28	24	21	16.8	3.8	2.6	1.9	1.5
	100	XC	1.18	151	88	70	58	44	35	29	25	22	17.5	4.0	2.7	2.0	1.6
APTJ-11010VP (50)	20	UC	0.74	95	55	44	37	27	22	18.3	15.7	13.7	11.0	2.5	1.7	1.3	1.01
	30	UC	0.88	113	65	52	44	33	26	22	18.7	16.3	13.1	3.0	2.0	1.5	1.2
	40	UC	1.00	128	74	59	50	37	30	25	21	18.6	14.9	3.4	2.3	1.7	1.4
	50	UC	1.10	141	82	65	54	41	33	27	23	20	16.3	3.7	2.5	1.9	1.5
	60	UC	1.19	152	88	71	59	44	35	29	25	22	17.7	4.0	2.7	2.0	1.6
	70	XC	1.28	164	95	76	63	48	38	32	27	24	19.0	4.4	2.9	2.2	1.7
	80	XC	1.35	173	100	80	67	50	40	33	29	25	20	4.6	3.1	2.3	1.8
	90	XC	1.43	183	106	85	71	53	42	35	30	27	21	4.9	3.2	2.4	1.9
	100	XC	1.49	191	111	89	74	55	44	37	32	28	22	5.1	3.4	2.5	2.0
APTJ-11012VP (50)	20	UC	0.90	115	67	53	45	33	27	22	19.1	16.7	13.4	3.1	2.0	1.53	1.22
	30	UC	1.06	136	79	63	52	39	31	26	22	19.7	15.7	3.6	2.4	1.8	1.44
	40	UC	1.20	154	89	71	59	45	36	30	25	22	17.8	4.1	2.7	2.0	1.6
	50	XC	1.32	169	98	78	65	49	39	33	28	25	19.6	4.5	3.0	2.2	1.8
	60	XC	1.42	182	105	84	70	53	42	35	30	26	21	4.8	3.2	2.4	1.9
	70	XC	1.52	195	113	90	75	56	45	38	32	28	23	5.2	3.4	2.6	2.1
	80	XC	1.61	206	120	96	80	60	48	40	34	30	24	5.5	3.6	2.7	2.2
	90	XC	1.69	216	125	100	84	63	50	42	36	31	25	5.7	3.8	2.9	2.3
	100	XC	1.77	227	131	105	88	66	53	44	38	33	26	6.0	4.0	3.0	2.4

Note: Always double check your application rates. Tabulations are based on spraying water at 70°F (21°C). Drop Size data is in accordance with ISO 25358 Standard.
** Due to the unique design of APTJ, flow and application rate values on this chart are specific to APTJ and differ from other flat spray rate charts.*

XF	VF	F	M	C	VC	XC	UC
EXTREMELY FINE	VERY FINE	FINE	MEDIUM	COARSE	VERY COARSE	EXTREMELY COARSE	ULTRA COARSE

Droplet Size Categories may vary with nozzle capacity, spray angle and spray pressure

TeeJet TECHNOLOGIES

LI-TJ405-R1

© TeeJet Technologies 2021

A Subsidiary of Spraying Systems Co.®

www.teejet.com

Quick TeeJet® Caps

Color Code

1	2	3	4	5	6	7	8	9	10	11	12	13
Black	White	Red	Blue	Green	Yellow	Brown	Orange	Gray	Violet[1]	Lt. Blue[4]	Telemagenta[5]	Lt. Green[5]

Ordering Information

QUICK TEEJET CAPS	PART NUMBER: QUICK TEEJET CAP ONLY	PART NUMBER: QUICK TEEJET CAP & SEAT GASKET SET	FOR USE WITH FLAT SPRAY TIPS 300 PSI (20 bar) MAXIMUM PRESSURE
	CP114440-*-CE	114441-*-CELR 114441-*-CELVI	**TeeJet® Flat Spray Tips** (Smaller Capacities)
	CP25611-*-NY CP25611-9-PP[1]	25612-*-NYR 25612-9-PP[1]	
	CP25609-*-NY	25610-*-NYR	**TeeJet Flat Spray Tips** (Larger Capacities)
	CP114442-*-CE	114443-*-CELR 114443-*-CELVI	
	CP25597-*-NY	25598-*-NYR	
	CP114501-*-CE[6]	114502-*-CELR[6] 114502-*-CELVI[6]	
	CP98578-1-NY[2]	98579-1-NYR[2]	
	CP25595-*-NY	25596-*-NYR	**TeeJet Flat Spray Tips** (Smaller Capacities) Tips can be positioned in choice of two spray plane directions—parallel or perpendicular to wings of Quick TeeJet cap.
	CP25599-*-NY	25600-*-NYR	
	CP114444-*-CE	114445-*-CELR 114445-*-CELVI	
	CP25607-*-NY CP25607-9-PP[1]	25608-*-NYR 25608-9-PP[1]	
	CP25607-*-NY	—	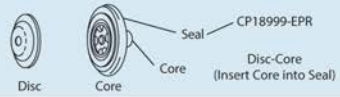
	CP26277-1-NY[2]	26278-1-NYR[2]	
	CP114395-1-NYB[2]	114396-1-NYR[2]	 114396-1-NYR includes gasket and O-Ring (CP7717-M10.5x1.5-VI)

*Specify color code (see chart). [1] These caps only available in gray and rated to 150 psi (10 bar). [2] These caps only available in black.
[3] Color available in CP25597, CP25611, CP114440, CP114442 and CP114444 caps. [4] Color available in CP114440, CP114442 and CP114501 caps.
[5] Color available in CP114501 cap. [6] This cap offered in Black, White, Light Green, Light Blue and Telemagenta only.

Quick TeeJet® NOZZLE BODY SYSTEMS FOR WET BOOMS

QJS NOZZLE BODIES FOR WET BOOMS

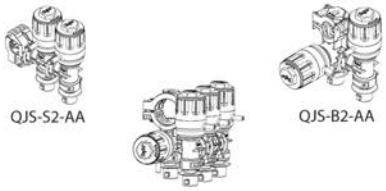

QJS-B2-*-AA	-20mm, -½", -¾" -1" Bottom Mount, Dual Outlet Nozzle Body
QJS-B2-*-MM	-20mm, -½", -¾" -1" Bottom Mount, Dual Outlet Nozzle Body
QJS-B2-*-CM	-20mm, -½", -¾" -1" Bottom Mount, Dual Outlet Nozzle Body
QJS-B2-*-EM	-20mm, -½", -¾" -1" Bottom Mount, Dual Outlet Nozzle Body
QJS-S2-*-AA	-20mm, -½", -¾" -1" Side Mount, Dual Outlet Nozzle Body
QJS-S2-*-MM	-20mm, -½", -¾" -1" Side Mount, Dual Outlet Nozzle Body
QJS-S2-*-CM	-20mm, -½", -¾" -1" Side Mount, Dual Outlet Nozzle Body
QJS-S2-*-EM	-20mm, -½", -¾" -1" Side Mount, Dual Outlet Nozzle Body
QJS-F1-*-C	-20mm, -½", -¾", -1" Bottom Mount, Flow Meter, Nozzle Body
QJS-H4R-*-AAAA	-20mm, -½", -¾", -1" Bottom Mount, High Strength, Parallel Four Outlet Nozzle Body
QJS-N3-*-EMM	-20mm, -½", -¾", -1" Bottom Mount, Flow Meter, High Strength, Three Outlet Nozzle Body

HIGH FLOW MULTIPLE NOZZLE BODIES

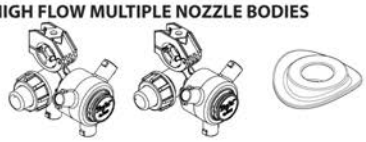

QJ383-*-NYB	-¾", -1" Split Eyelet High Flow Nozzle Body, Viton
QJ383F-*-NYB	-¾", -1" Split Eyelet High Flow Nozzle Body with Fertilizer Outlet, Viton
CP98488-VI	-11/16", to ⅜" Inlet Adapter Gasket

MULTIPLE NOZZLE BODIES WITH CHEMSAVER®

QJ363C-*-NYB	-25 mm, -½", -1/2" x 7 mm, -¾" -1" Split Eyelet Diaphragm Check Valve
QJ363E-*-NYB	-20 mm Split Eyelet Diaphragm Check Valve
QJ364C-*-NYB	-25 mm, -½", -1/2" x 7 mm, -¾" -1" Split Eyelet Diaphragm Check Valve
QJ364E-*-NYB	-20 mm Split Eyelet Diaphragm Check Valve
QJ365C-*-NYB	-25 mm, -½", -1/2" x 7 mm, -¾" -1" Split Eyelet Diaphragm Check Valve
QJ365E-*-NYB	-20 mm Split Eyelet Diaphragm Check Valve
QJ363C-*-NYB-VI	-25 mm, -½", -1/2" x 7 mm, -¾" -1" Split Eyelet Diaphragm Check Valve, Viton
QJ363E-*-NYB-VI	-20 mm Split Eyelet Diaphragm Check Valve, Viton
QJ364C-*-NYB-VI	-25 mm, -½", -1/2" x 7 mm, -¾" -1" Split Eyelet Diaphragm Check Valve, Viton
QJ364E-*-NYB-VI	-20 mm Split Eyelet Diaphragm Check Valve, Viton
QJ365C-*-NYB-VI	-25 mm, -½", -1/2" x 7 mm, -¾" -1" Split Eyelet Diaphragm Check Valve, Viton
QJ365E-*-NYB-VI	-20 mm Split Eyelet Diaphragm Check Valve, Viton

MULTIPLE NOZZLE BODIES FOR WET BOOMS

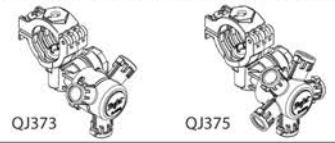

QJ373-*-NYB	-20mm, -25mm, -1/2, -3/4, -1 Split Eyelet Nozzle Body
QJ375-*-NYB	-20mm, -25mm, -1/2, -3/4, -1 Split Eyelet Nozzle Body

MULTIPLE NOZZLE BODIES WITH FERTILIZER OUTLET AND CHEMSAVER

QJ363F-1-NYB	1" Split Eyelet Diaphragm Check Valve
QJ364F-1-NYB	1" Split Eyelet Diaphragm Check Valve
QJ365F-1-NYB	1" Split Eyelet Diaphragm Check Valve
QJ363F-1-NYB-VI	1" Split Eyelet Diaphragm Check Valve, Viton
QJ364F-1-NYB-VI	1" Split Eyelet Diaphragm Check Valve, Viton
QJ365F-1-NYB-VI	1" Split Eyelet Diaphragm Check Valve, Viton

TRIPLE NOZZLE BODIES WITH CHEMSAVER

24216A-*-NYB	-20 mm, -20 mm x 7, -½", -1/2" x 7, -¾" -1" TeeJet Triple Nozzle Body
24231A-NYB	TeeJet Triple Nozzle Body with ¼" Inlet

SINGLE NOZZLE BODIES WITH CHEMSAVER

QJ17560A-*-NYB	-25 mm, -20 mm, -20 mm x 7 mm, -½", -1/2" x 7 mm, -¾", -1" Quick TeeJet Split Eyelet with ChemSaver
QJ17560A-*-NYB-VI	-25 mm, -20 mm, -20 mm x 7 mm, -½", -1/2" x 7 mm, -¾", -1" Quick TeeJet Split Eyelet with ChemSaver, Viton
†QJ7421-*-NYB	-½", -¾", -1" Quick TeeJet Split Eyelet, less ChemSaver
QJ22187-*-NYB	-½", -¾", -1" Quick TeeJet Split Eyelet, less ChemSaver

† *Does Not Include ChemSaver*

RAPID STOP NOZZLE BODY ADAPTER

CP98583-1-3/4-SS	Rapid Stop for 3/4" QJ360C
CP98583-1-1-SS	Rapid Stop for 1" QJ360C
CP98583-2-3/4-SS	Rapid Stop for 3/4" QJ17560A
CP98583-2-1-SS	Rapid Stop for 1" QJ17560A
CP98583-3-1-SS	Rapid Stop for 1" QJ360F

Quick TeeJet® NOZZLE BODY SYSTEMS FOR WET BOOMS

QJS NOZZLE BODIES FOR WET BOOMS

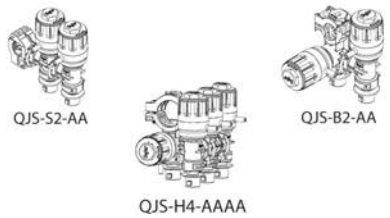

QJS-B2-*-AA	-20mm, -½", -¾" -1" Bottom Mount, Dual Outlet Nozzle Body
QJS-B2-*-MM	-20mm, -½", -¾" -1" Bottom Mount, Dual Outlet Nozzle Body
QJS-B2-*-CM	-20mm, -½", -¾" -1" Bottom Mount, Dual Outlet Nozzle Body
QJS-B2-*-EM	-20mm, -½", -¾" -1" Bottom Mount, Dual Outlet Nozzle Body
QJS-S2-*-AA	-20mm, -½", -¾" -1" Side Mount, Dual Outlet Nozzle Body
QJS-S2-*-MM	-20mm, -½", -¾" -1" Side Mount, Dual Outlet Nozzle Body
QJS-S2-*-CM	-20mm, -½", -¾" -1" Side Mount, Dual Outlet Nozzle Body
QJS-S2-*-EM	-20mm, -½", -¾" -1" Side Mount, Dual Outlet Nozzle Body
QJS-F1-*-C	-20mm, -½", -¾", -1" Bottom Mount, Flow Meter, Nozzle Body
QJS-H4R-*-AAAA	-20mm, -½", -¾", -1" Bottom Mount, High Strength, Parallel Four Outlet Nozzle Body
QJS-N3-*-EMM	-20mm, -½", -¾", -1" Bottom Mount, Flow Meter, High Strength, Three Outlet Nozzle Body

HIGH FLOW MULTIPLE NOZZLE BODIES

QJ383-*-NYB	-¾", -1" Split Eyelet High Flow Nozzle Body, Viton
QJ383F-*-NYB	-¾", -1" Split Eyelet High Flow Nozzle Body with Fertilizer Outlet, Viton
CP98488-VI	-11/16", to ⅜" Inlet Adapter Gasket

MULTIPLE NOZZLE BODIES WITH CHEMSAVER®

QJ363C-*-NYB	-25 mm, -½", -1/2" x 7 mm, -¾" -1" Split Eyelet Diaphragm Check Valve
QJ363E-*-NYB	-20 mm Split Eyelet Diaphragm Check Valve
QJ364C-*-NYB	-25 mm, -½", -1/2" x 7 mm, -¾" -1" Split Eyelet Diaphragm Check Valve
QJ364E-*-NYB	-20 mm Split Eyelet Diaphragm Check Valve
QJ365C-*-NYB	-25 mm, -½", -1/2" x 7 mm, -¾" -1" Split Eyelet Diaphragm Check Valve
QJ365E-*-NYB	-20 mm Split Eyelet Diaphragm Check Valve
QJ363C-*-NYB-VI	-25 mm, -½", -1/2" x 7 mm, -¾" -1" Split Eyelet Diaphragm Check Valve, Viton
QJ363E-*-NYB-VI	-20 mm Split Eyelet Diaphragm Check Valve, Viton
QJ364C-*-NYB-VI	-25 mm, -½", -1/2" x 7 mm, -¾" -1" Split Eyelet Diaphragm Check Valve, Viton
QJ364E-*-NYB-VI	-20 mm Split Eyelet Diaphragm Check Valve, Viton
QJ365C-*-NYB-VI	-25 mm, -½", -1/2" x 7 mm, -¾" -1" Split Eyelet Diaphragm Check Valve, Viton
QJ365E-*-NYB-VI	-20 mm Split Eyelet Diaphragm Check Valve, Viton

MULTIPLE NOZZLE BODIES FOR WET BOOMS

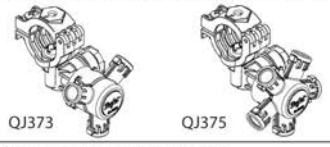

QJ373-*-NYB	-20mm, -25mm, -1/2, -3/4, -1 Split Eyelet Nozzle Body
QJ375-*-NYB	-20mm, -25mm, -1/2, -3/4, -1 Split Eyelet Nozzle Body

MULTIPLE NOZZLE BODIES WITH FERTILIZER OUTLET AND CHEMSAVER

QJ363F-1-NYB	1" Split Eyelet Diaphragm Check Valve
QJ364F-1-NYB	1" Split Eyelet Diaphragm Check Valve
QJ365F-1-NYB	1" Split Eyelet Diaphragm Check Valve
QJ363F-1-NYB-VI	1" Split Eyelet Diaphragm Check Valve, Viton
QJ364F-1-NYB-VI	1" Split Eyelet Diaphragm Check Valve, Viton
QJ365F-1-NYB-VI	1" Split Eyelet Diaphragm Check Valve, Viton

TRIPLE NOZZLE BODIES WITH CHEMSAVER

24216A-*-NYB	-20 mm, -20 mm x 7, -½", -1/2" x 7, -¾" -1" TeeJet Triple Nozzle Body
24231A-NYB	TeeJet Triple Nozzle Body with ¼" Inlet

SINGLE NOZZLE BODIES WITH CHEMSAVER

QJ17560A-*-NYB	-25 mm, -20 mm, -20 mm x 7 mm, -½", -1/2" x 7 mm, -¾", -1" Quick TeeJet Split Eyelet with ChemSaver
QJ17560A-*-NYB-VI	-25 mm, -20 mm, -20 mm x 7 mm, -½", -1/2" x 7 mm, -¾", -1" Quick TeeJet Split Eyelet with ChemSaver, Viton
†QJ7421-*-NYB	-½", -¾", -1" Quick TeeJet Split Eyelet, less ChemSaver
QJ22187-*-NYB	-½", -¾", -1" Quick TeeJet Split Eyelet, less ChemSaver

† *Does Not Include ChemSaver*

RAPID STOP NOZZLE BODY ADAPTER

CP98583-1-3/4-SS	Rapid Stop for 3/4" QJ360C
CP98583-1-1-SS	Rapid Stop for 1" QJ360C
CP98583-2-3/4-SS	Rapid Stop for 3/4" QJ17560A
CP98583-2-1-SS	Rapid Stop for 1" QJ17560A
CP98583-3-1-SS	Rapid Stop for 1" QJ360F

TeeJet TECHNOLOGIES BOOM COMPONENTS

ROLLOVERS

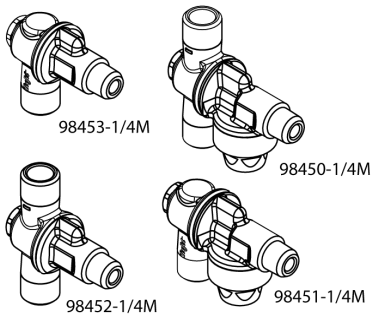

(B)98450-1/4F	Double Rollover with Diaphragm Check
(B, S, P)98450-1/4M	Double Rollover with Diaphragm Check
(B, S, P)98450-3/8M	Double Rollover with Diaphragm Check
(B)98451-1/4F	Single Rollover with Diaphragm Check
(B, S, P)98451-1/4M	Single Rollover with Diaphragm Check
(B, S, P)98451-3/8M	Single Rollover with Diaphragm Check
(B)98452-1/4F	Double Rollover
(B, S, P)98452-1/4M	Double Rollover
(B, S, P)98452-3/8M	Double Rollover
(B)98453-1/4F	Single Rollover
(B, S, P)98453-1/4M	Single Rollover
(B, S, P)98453-3/8M	Single Rollover
AB98450-KIT	Rollover Spare Parts Kit (See PL98450 for details)

Note: B = BSPT thread, S= NPS thread, P=BSPP thread, no letter=NPT thread

TEEJET TIP STRAINERS

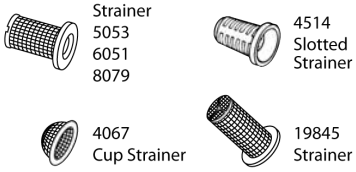

19845-PP	Polypropylene throughout
5053-	Brass with Stainless Steel Screen
6051-SS	Stainless Steel throughout
8079-PP	Polypropylene with Stainless Steel Screen
5054-	Extra-long, Brass with Stainless Steel Screen
4067-SS	Cup Strainer, Stainless Steel
4514-	Slotted Strainer, Brass
4514-NY	Slotted Strainer, Nylon
9106	Fused Bronze Filter

TEEJET CHECK VALVES

4193A	Brass with Stainless Steel Screen
4193A-SS	Stainless Steel throughout
4193A-PP	Polypropylene with Stainless Steel Screen and Viton Ball
4193A-PP-SS	Polypropylene with Stainless Steel Screen and Ball
11750	Brass
11750-SS	Stainless Steel
11750-PP	Polypropylene

TEEJET HOSE SHANKS

4251-250, etc.	Brass
4251-250-SS, etc.	Stainless Steel
8400-406-NYB	Nylon
8400-500-NYB	Nylon
8400-T-406-NYB	Nylon

Note Hose I.D.: 250 = ¼", 406 = ⅜", 500 = ½"

TEEJET CAPS

CP1325	Brass
CP1325-SS	Stainless Steel
CP8027-NYB	Nylon
CP8027-1-NYB	Extra-long, Nylon
CP18032A-NYB	Winged TeeJet Cap, Nylon
CP20230	Brass, for use with Ceramic Discs and Cores
CP3819	Brass, for use with ¾T and ¾TT Bodies
CP3819-SS	Stainless Steel, for use with ¾T and ¾TT Bodies

TEEJET ADAPTERS

4676-1/8, -1/4, -3/8	Brass
4676-3/4	Brass
4676-ENP-1/8, -1/4, -3/8	Brass, Nickel-plated
4676-SS-1/8, -1/4	Stainless Steel
4676-NYB-1/8, -1/4	Nylon
CP6250	Brass
CP6250-I	Steel
6406	Brass, 1/8 Adapter
6406-I	Steel, 1/8 Adapter

(B) Also available with BSPT connection

TeeJet TECHNOLOGIES BOOM COMPONENTS

VARI-SPACING CLAMPS

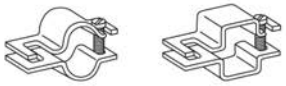

QJ111-1/2, -3/4, -1, or -1-1/4	Vari-Spacing Quick TeeJet Clamp
QJ111SQ-3/4, -1, -1-1/4, -1-1/2	Vari-Spacing Quick TeeJet Clamp
QJ111SQ-304SS	Stainless (Same sizes as QJ111SQ above)
QJ111HP-3/4	¾" High Profile QJ Clamp

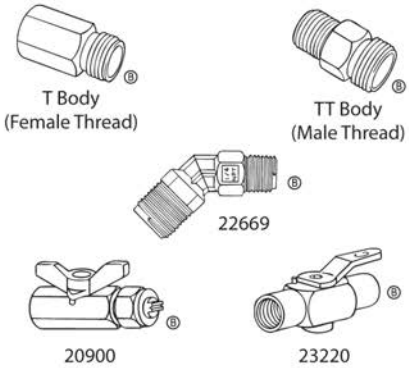

CP1335	⅛T, Brass
CP1336	⅛TT, Brass
CP1321	¼T, Brass
CP1321-SS	¼T-SS, Stainless Steel
CP12094-NYB	¼T-NY, Nylon
CP1322	¼TT, Brass
CP1322-SS	¼TT-SS, Stainless Steel
CP8028-NYB	¼TT-NY, Nylon
CP8108	¼TT, Extra-long, Brass
CP1323	⅜T, Brass
CP1324	⅜TT, Brass
CP1339	½T, Brass
CP1340	½TT, Brass
CP3817	¾T, Brass
CP3817-SS	¾T, Stainless Steel
CP3818	¾TT, Brass
CP3818-SS	¾TT, Stainless Steel
22669-1/4-PPB	45° Nozzle Body
23220-*	Plug Valve
20900-*	Ball Valve, Brass

TeeJet TECHNOLOGIES BOOM COMPONENTS

TEEJET CHEMSAVER® COMPONENTS

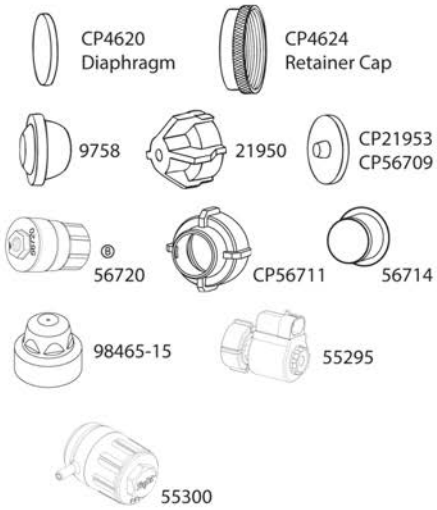

CP4620-VI	Diaphragm, Viton®
CP4620-FA	Diaphragm, Fairprene
CP6227-TEF	Diaphragm,Teflon (use with 4620)
CP21953-EPR	Diaphragm, EPDM Rubber
CP21953-VI	Diaphragm, Viton
CP4624	Retainer Cap, Brass
21950-*-NYB	ChemSaver End Cap Sub-assembly
56720-1/8-B or F	Air ChemSaver Nozzle Body Shutoff
55300	Air ChemSaver Nozzle Body Shutoff
55300-1	Air ChemSaver Nozzle Body Shutoff for QJS
9758	Brass End Cap ASB
CP56709-VI	QJ350 Diaphragm, Viton
56714-NYB	QJ350 End Cap Sub-assembly
CP56711-NYB	Retaining Ring
55295-*-12	e-ChemSaver® Electric Tip Shutoff (12VDC)
55295-*-24	e-ChemSaver Electric Tip Shutoff (24VDC)
58140-NYB	Manual ChemSaver
98465-15	Check Valve End Cap Assembly

TeeJet TECHNOLOGIES FLANGE AND MANIFOLD FITTINGS

FLANGED FITTINGS Ⓑ

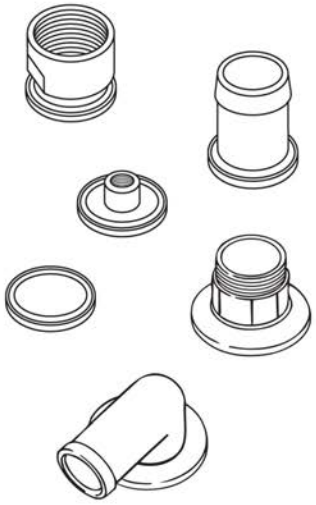

*Also available in BSPT Threads

50 Series Flanged Fittings:

CP48150-PP	50 Series x ¾" Hose Barb
CP45504-PP	50 Series x 1" Hose Barb
CP45505-PP	50 Series x 1¼" Hose Barb
CP45506-PP	50 Series x 1½" Hose Barb
CP48151-PP	50 Series x ¾" 90° Hose Barb
CP48152-PP	50 Series x 1" 90° Hose Barb
CP72238-PP	50 Series x 1¼" 90° Hose Barb
CP72239-PP	50 Series x 1½" 90° Hose Barb
CP(B)48172-PP	50 Series x ¾" Male NPT*
CP(B)48155-PP	50 Series x 1" Male NPT*
CP(B)48156-PP	50 Series x 1½" Male NPT*
CP(B)48154-PP	50 Series x 1" Female NPT*
CP(B)45512-PP	50 Series x 1¼" Female NPT*
CP(B)45508-1/4-PP	50 Series x ¼" Female NPT*
CP(B)45539-3/8-PP	50 Series x ⅜" Female NPT*
CP45507-PP	50 Series x Blank
CP46029-PP	50 Series x Male Quick Connect
CP48157-PP	50 Series x 50 Series Straight Coupling
CP48158-PP	50 Series x 50 Series Elbow Coupling
CP50193-PP	50 Series Tee Body
CP55242-PP	50 Series Tee Body Narrow

75 Series Flanged Fittings:

CP48160-PP	75 Series x 1¼" Hose Barb
CP46067-PP	75 Series x 1½" Hose Barb
CP48161-PP	75 Series x 2" Hose Barb
CP48162-PP	75 Series x 1¼" 90° Hose Barb
CP48163-PP	75 Series x 1½" 90° Hose Barb
CP48164-PP	75 Series x 2" 90° Hose Barb
CP(B)48165-PP	75 Series x 1¼" Male NPT*
CP(B)48166-PP	75 Series x 1½" Male NPT*
CP(B)46066-PP	75 Series x 1½" Female NPT*
CP(B)48167-PP	75 Series x 2" Male NPT*
CP(B)46127-1/4-PP	75 Series x ¼" Female NPT*
CP(B)46127-3/8-PP	75 Series x ⅜" Female NPT*
CP46069-PP	75 Series x Blank
CP48169-PP	75 Series x 75 Series Straight Coupling
CP48168-PP	75 Series x 75 Series Elbow Coupling
CP46716-PP	75 Series x 75 Series x 75 Series Tee
CP46717-PP	75 Series x 75 Series x 50 Series Tee
CP45207-PP	75 Series x 50 Series Reducer
CP45251-PP	450 Tee Body
CP55224-PP	450 Tee Body Narrow

(B) = BSPT

FLANGE CLAMPS

46024	#50 Series 3-Way Clamp & O-ring Kit
55245-50	#50 Series Stainless Steel Clamp & O-ring Kit
55245-75	#75 Series Stainless Steel Clamp & O-ring Kit
48143	Bar Mounting Kit
46070	#50 Series Nylon Clamp & O-ring Kit

TeeJet TECHNOLOGIES FLOW METERS

FLOW METERS

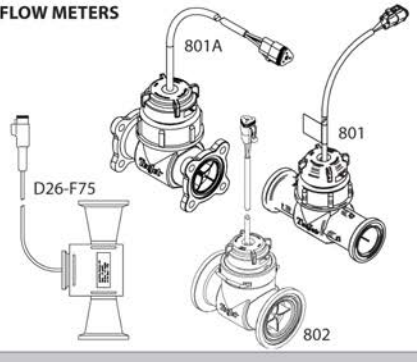

801	801 Flow Meter with 50 Series Flanged Inlets
801A	801 Flow Meter with 430 Bolted Manifold Inlets
D26-F75	D26 Flow Meter with 75 Series Flanged Inlets
802	802 Flow Meter with 75 Series Flanged Inlets

DirectoValve® ELECTRICALLY OPERATED VALVES

DIRECTOVALVE BALL VALVES

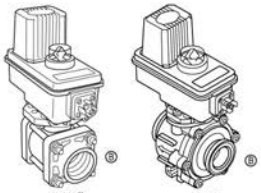

(B)344BEC-2-C or D	¾", 1", Flanged or Quick Connect 2-Way Electric Shutoff Ball Valve
(B)344BEC-3-C or D	¾", 1", Flanged or Quick Connect 3-Way Electric Shutoff Ball Valve
(B)344BE-2-C or D	¾", 1", Flanged or Quick Connect 2-Way Electric Shutoff Ball Valve
(B)344BE-3-C or D	¾", 1", Flanged or Quick Connect 3-Way Electric Shutoff Ball Valve
356BEC-C or D	Flanged 2-Way Electric Shutoff Trunnion Valve
(B)346BEC-2-C or D	1¼", 1½" or Flanged 2-Way Electric Shutoff Ball Valve
(B)346BEC-3-C or D	1¼", 1½" or Flanged 3-Way Electric Shutoff Ball Valve

(B) = BSPT

PRESSURE REGULATING VALVES

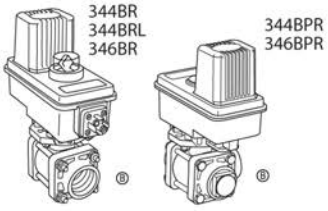

(B)344BR-2-C or D	¾", 1" or Flanged Regulating Ball Valve
(B)344BRL-2-C or D	¾", 1" or Flanged Linear Regulating Ball Valve
(B)344BPR-2-C or D	¾", 1" or Flanged Regulating Ball Valve
(B)346BR-2-C or D	1¼", 1½" or Flanged Regulating Ball Valve
(B)346BPR-2-C or D	1¼", 1½" or Flanged Regulating Ball Valve
(B)346BPR-3-C or D	1¼", 1½" or Flanged Regulating Ball Valve

Note: Regulating valves are available in 1, 3 or 6 RPM.
PR valve cycle times are double that of R and RL regulating valves.
(B) = BSPT

DirectoValve® REPLACEMENT SHUTOFF MOTOR HEADS

REPLACEMENT MOTORS

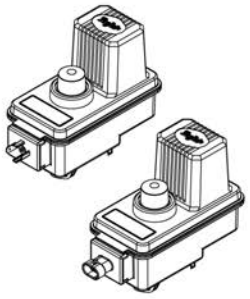

50515-22CP**	BEC Shutoff Motor, Cable, Pos Switched
50515-22CN**	BEC Shutoff Motor, Cable, Neg Switched
50515-22DP	BEC Shutoff Motor, DIN Pos Switched
50515-22DN	BEC Shutoff Motor, DIN, Neg Switched
50515-22P	BEC Shutoff Motor, Less Cable, Pos Switched
50515-22N	BEC Shutoff Motor, Less Cable, Neg Switched
50533-22C**	BE Shutoff Motor, Cable
50533-22D	BE Shutoff Motor, DIN
50533-22	BE Shutoff Motor, Less Cable
50994-22CP**	BEC Normally Open Motor, Cable, Pos Switched
50994-22CN**	BEC Normally Open Motor, Cable, Neg Switched
50994-22DP	BEC Normally Open Motor, DIN, Pos Switched
50994-22DN	BEC Normally Open Motor, DIN, Neg Switched
50994-22P	BEC Normally Open Motor, Less Cable, Pos Switched
50994-22N	BEC Normally Open Motor, Less Cable, Neg Switched

*** Specify Cable Length of 05(0.5m), 15 (1.5 m), 30 (3.0 m) or 60 (6.0 m)*
**Prices Shown for 03 and 05 Cable Lengths*

DirectoValve® ELECTRIC MANIFOLD VALVES

ALL "B" TYPE DIRECTOVALVES ARE AVAILABLE WITH CABLE (C) OR DIN (D) ELECTRICAL CONNECTIONS
ALL "430" TYPE DIRECTOVALVES ARE AVAILABLE WITH DIN (D) ELECTRICAL CONNECTIONS

430 2-WAY MANIFOLD

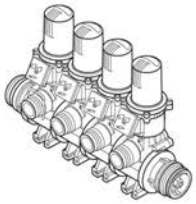

Stainless Steel Ball & Stem

431EC-2-D	2-Way DirectoValve Manifold.....
432EC-2-D	2-Way DirectoValve Manifold.....
433EC-2-D	2-Way DirectoValve Manifold.....
434EC-2-D	2-Way DirectoValve Manifold.....
435EC-2-D	2-Way DirectoValve Manifold.....

Manifold assemblies are available with a variety of inlets/outlets. Contact your TeeJet dealer or sales office for more information. (B) = BSPT

440B MANIFOLD

(B)441BEC-C or D	DirectoValve Manifold.....
(B)442BEC-C or D	DirectoValve Manifold.....
(B)443BEC-C or D	DirectoValve Manifold.....
(B)444BEC-C or D	DirectoValve Manifold.....
(B)445BEC-C or D	DirectoValve Manifold.....

Manifold assemblies are available with a variety of inlets/outlets. Contact your TeeJet dealer or sales office for more information. (B) = BSPT

450B SERIES MANIFOLDS

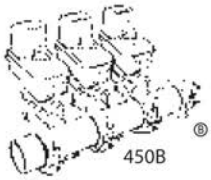

450B



450B Narrow

(B)451BEC-2(N)-C or D	DirectoValve Manifold.....
(B)452BEC-2(N)-C or D	DirectoValve Manifold.....
(B)453BEC-2(N)-C or D	DirectoValve Manifold.....
(B)454BEC-2(N)-C or D	DirectoValve Manifold.....
(B)455BEC-2(N)-C or D	DirectoValve Manifold.....

Manifold assemblies are available with a variety of inlets/outlets. Contact your TeeJet dealer or sales office for more information. (B) = BSPT

460 2-WAY MANIFOLD

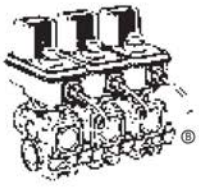

Stainless Steel Ball & Stem

(B)461BEC-2-C or D	2-Way DirectoValve Manifold.....
(B)462BEC-2-C or D	2-Way DirectoValve Manifold.....
(B)463BEC-2-C or D	2-Way DirectoValve Manifold.....
(B)464BEC-2-C or D	2-Way DirectoValve Manifold.....
(B)465BEC-2-C or D	2-Way DirectoValve Manifold.....

Manifold assemblies are available with a variety of inlets/outlets. Contact your TeeJet dealer or sales office for more information. (B) = BSPT

490B MANIFOLD

Stainless Steel Ball & Stem

(B)491BEC-C or D	356 Trunnion Valve Manifold .....
(B)492BEC-C or D	356 Trunnion Valve Manifold .....
(B)493BEC-C or D	356 Trunnion Valve Manifold .....
(B)494BEC-C or D	356 Trunnion Valve Manifold .....
(B)495BEC-C or D	356 Trunnion Valve Manifold .....

Manifold assemblies are available with a variety of inlets/outlets. Contact your TeeJet dealer or sales office for more information. (B) = BSPT

540 2-WAY MANIFOLD

Plunger Valve

541EC-2	2-Way DirectoValve Manifold.....
542EC-2	2-Way DirectoValve Manifold.....
543EC-2	2-Way DirectoValve Manifold.....
544EC-2	2-Way DirectoValve Manifold.....
545EC-2	2-Way DirectoValve Manifold.....

Manifold assemblies are available with a variety of inlets/outlets. Contact your TeeJet dealer or sales office for more information.

Power cable not included. 98546- cable must be ordered separately.*

DirectoValve® ELECTRIC MANIFOLD VALVES

ALL "B" TYPE DIRECTOVALVES ARE AVAILABLE WITH CABLE (C) OR DIN (D) ELECTRICAL CONNECTIONS
ALL "430" TYPE DIRECTOVALVES ARE AVAILABLE WITH DIN (D) ELECTRICAL CONNECTIONS

430FB, 450FB AND 460FB FLOW BACK VALVES

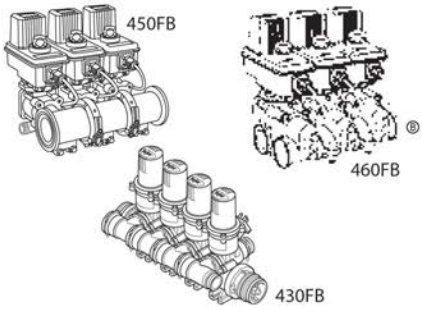

Stainless Steel Ball & Stem

431EC-3FB-D	2-Way DirectoValve Flow Back Manifold....
433EC-3FB-D	2-Way DirectoValve Flow Back Manifold....
435EC-3FB-D	2-Way DirectoValve Flow Back Manifold....
(B)451BEC-3FB-C or D	2-Way DirectoValve Flow Back Manifold....
(B)453BEC-3FB-C or D	2-Way DirectoValve Flow Back Manifold....
(B)455BEC-3FB-C or D	2-Way DirectoValve Flow Back Manifold....
(B)461BEC-3FB-C or D	2-Way DirectoValve Flow Back Manifold....
(B)463BEC-3FB-C or D	2-Way DirectoValve Flow Back Manifold....
(B)465BEC-3FB-C or D	2-Way DirectoValve Flow Back Manifold....

Manifold assemblies are available with a variety of inlets/outlets. Contact your TeeJet dealer or sales office for more information. (B) = BSPT

DirectoValve® ELECTRIC MANIFOLD 3-WAY VALVES

430 3-WAY

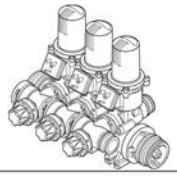

Stainless Steel Ball & Stem

431EC-3-D	Shutoff/Bypass DirectoValve Manifold .....
433EC-3-D	Shutoff/Bypass DirectoValve Manifold .....
435EC-3-D	Shutoff/Bypass DirectoValve Manifold .....

Manifold assemblies are available with a variety of inlets/outlets. Contact your TeeJet dealer or sales office for more information. (B) = BSPT

460 3-WAY (E)

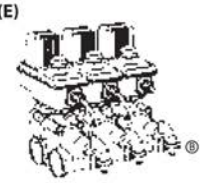

Stainless Steel Ball & Stem

(B)461BEC-3E-C or D	Shutoff/Bypass DirectoValve Manifold .....
(B)463BEC-3E-C or D	Shutoff/Bypass DirectoValve Manifold .....
(B)465BEC-3E-C or D	Shutoff/Bypass DirectoValve Manifold .....

Manifold assemblies are available with a variety of inlets/outlets. Contact your TeeJet dealer or sales office for more information. (B) = BSPT

460 3-WAY (C)



Stainless Steel Ball & Stem

(B)461BEC-3C-C or D	Shutoff/Bypass DirectoValve Manifold .....
(B)463BEC-3C-C or D	Shutoff/Bypass DirectoValve Manifold .....
(B)465BEC-3C-C or D	Shutoff/Bypass DirectoValve Manifold .....

Manifold assemblies are available with a variety of inlets/outlets. Contact your TeeJet dealer or sales office for more information. (B) = BSPT

430 CONTROL VALVE ASSEMBLIES

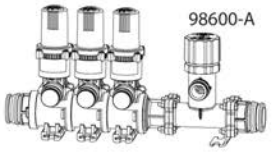

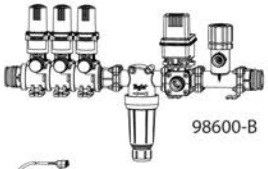

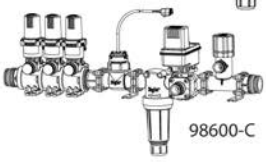

98600-A-435EC	2-Way Manifold with Pressure Relief Valve.....
98601-A-435EC	Flow Back Manifold with Pressure Relief Valve.....
98602-A-435EC	3-Way Manifold with Pressure Relief Valve.....
98600-B-435EC	2-Way Manifold with Strainer, Pressure Relief and Regulating Valves .....
98601-B-435EC	Flow Back Manifold with Strainer, Pressure Relief and Regulating Valves .....
98602-B-435EC	3-Way Manifold with Strainer, Pressure Relief and Regulating Valves .....
98600-C-435EC	2-Way Manifold with Flow Meter, Strainer, Pressure Relief and Regulating Valves.....
98601-C-435EC	Flow Back Manifold with Flow Meter, Strainer, Pressure Relief and Regulating Valves.....
98602-C-435EC	3-Way Manifold with Flow Meter, Strainer, Pressure Relief and Regulating Valves.....

Control valve assemblies are available in a variety of sizes and configurations. Contact your TeeJet dealer or sales office for more information.

TeeJet TECHNOLOGIES MANUALLY OPERATED VALVES

TEEVALVE® MANUAL CONTROL VALVE

AA17

AA17Y	Aluminum, with 1" NPT Inlet Connection
AA17L	Aluminum, with ¾" NPT Inlet Connection

THROTTLING VALVES

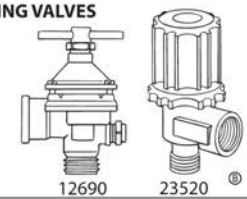

12690 23520 Ⓑ

12690-1/2-NYB, -3/4-NYB	Throttling Valve, Nylon
(B)23520-1/2-PP, -3/4-PP	Throttling Valve, Polypropylene

(B) = BSPT

GunJet® SPRAY GUNS

GUNJET SPRAY GUNS

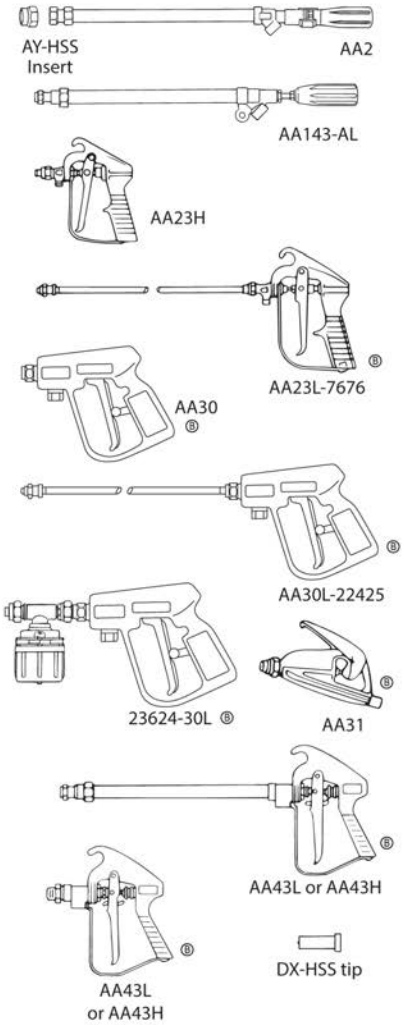

AA2	Brass, with AY-SS — Orifice Insert
AA2A	Brass, with AY-SS — Orifice Insert
AA2-AL	Aluminum, with AY-SS — Orifice Insert
AA2A-AL	Aluminum, with AY-SS — Orifice Insert
AY-HSS	Orifice Insert only for #2 GunJet
AA143-AL-3/4, or -GH	GunJet Aluminum
AA23L	Brass Inlet Body and Cap, less Tip
AA23H	Brass Inlet Body and Cap, less Tip
AA23L-7676-8	(With 8"/20 cm Extension) Brass, with Cap, less Tip
AA23L-7676-18	(With 18"/46 cm Extension) Brass, with Cap, less Tip
AA23L-7676-24	(With 24"/61 cm Extension) Brass, with Cap, less Tip
AA23L-7676-36	(With 36"/91 cm Extension) Brass, with Cap, less Tip
AA23L-7676-48	(With 48"/122 cm Extension) Brass, with Cap, less Tip
AA(B)30L-PP	With Cap, less Tip
AA(B)30L-1/4	With Cap, less Tip
AA(B)30-1/4	With Cap, less Tip
AA(B)30L-22425-8	(With 8"/20 cm Extension) Brass, with Cap, less Tip
AA(B)30L-22425-18	(With 18"/46 cm Extension) Brass, with Cap, less Tip
AA(B)30L-22425-24	(With 24"/61 cm Extension) Brass, with Cap, less Tip
AA(B)30L-22425-36	(With 36"/91 cm Extension) Brass, with Cap, less Tip
AA(B)30L-22425-48	(With 48"/122 cm Extension) Brass, with Cap, less Tip
AA31	Brass, with Cap, less Tip
AA31TL	With Trigger Lock, Brass, with Cap, less Tip
(B)23624-30L-1/4	MeterJet Spray Gun
8604	Inlet Strainer for No. 23L and No. 31 GunJet Spray Guns
AA(B)43L or 43H	Brass, with D-Disc Tip
AA(B)43L-AL or 43H-AL	Aluminum, with D-Disc Tip
AA(B)43LA or 43HA	Brass, with D-Disc Tip
AA(B)43LB	Brass, less Cap and Tip
AA(B)43LC-1/2, -3/4, 43HC-1/2, -3/4	Brass
AA(B)43LD	Brass, less Cap and Tip
AA(B)43HD	Brass, less Cap and Tip
AA(B)43LA-AL or 43HA-AL	Aluminum, with D-Disc Tip
AA(B)43LB-AL or 43HB-AL	Aluminum, less Cap and Tip
AA(B)43LC-1/2, -3/4, 43HC-1/2, -3/4AL	Aluminum
AA(B)43LD-AL	Aluminum, less Cap and Tip
AA(B)43HD-AL	Aluminum, less Cap and Tip
DX-HSS	Spray Tip for #43 GunJet, Hardened Stainless Steel

GunJet® SPRAY GUNS AND ACCESSORIES

TEEJET® LAWN SPRAY GUN

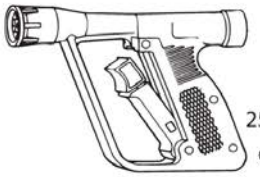

25990-3/4 CP25670 25657

25660-1.5, 3.0, or 4.0	TeeJet Lawn Spray Gun with Nozzle
(B)25660-0	TeeJet Lawn Spray Gun without Nozzle
CP25670-*-NY	Nozzle for TeeJet Lawn Spray Gun
25990-3/4 and -GGH	Hose Shank Swivel
25657-NYB	Lawn Gun Adapter

Note: Extension No. 22665 can be found on page 21.

TRIGGERJET® SPRAY GUN WITH EXTENSION, STRAINER AND TIP

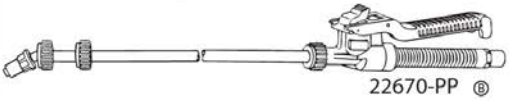

22670-PP Ⓑ

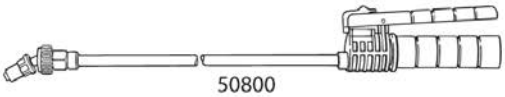

50800

(B)22670-PP-15-*	TriggerJet with Extension; Polypropylene, with Spray Tip
(B)22670-PP-24-*	TriggerJet with Extension; Polypropylene, with Spray Tip
(B)22570-PP-15-*	TriggerJet with Extension; Polypropylene, without Spray Tip
22570-PP-24-*	TriggerJet with Extension; Polypropylene, without Spray Tip
50800-15-PP-*	¼ or ⅜ Hose Barb, 15" Extension, with Spray Tip
50800-21-AL-*	¼ or ⅜ Hose Barb, 21" Extension, with Spray Tip

TRIGGER VALVES

50800-PP

4688
6466

22650-PP

6104
6590

50800-PP-*	TriggerJet Spray Gun; Polypropylene
(B)22650-PP-*	TriggerJet Spray Gun; Polypropylene
4688	Brass
6466	Brass, with Non-locking Trigger
6104	Brass
6590	Brass, with Non-locking Trigger

SPRAY GUN ACCESSORIES

3056

11740B

Ⓑ
11990

Ⓑ
4676

7029

37135

Ⓑ
7599

13212

3056	Garden Hose Adapter for No. 46 Trigger Valve, Brass
4676-3/4	Outlet Adapter, Brass, for #12 GunJet Spray Guns
7029	(F) x ½" NPT (M) Inlet Adapter with Gasket Brass for #42 and #43 GunJet Spray Guns
7599-1/4-ENP, -3/8-ENP	Inlet Adapter for #23 GunJet, Brass
11740B	¾" Garden Hose Swivel, Brass
11990-6	¼" NPS Swivel, Brass
11990-18, -19	½" NPT (M) Swivel, Brass, for #43 and #143 GunJet Spray Guns
13212-3/8, -1/2	Garden Hose Adapter

ADJUSTABLE CONEJET® TIPS

38720-PPB-

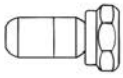

5500-

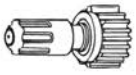

5500-PPB-

38720-PPB-X8,-X12,-X18,-X26	Adjustable ConeJet Tip
5500-PPB-*	Polypropylene
5500-*	Brass
5780-AX	Brass
12430-AY-HSS	Brass with Hardened Stainless Steel Orifice and Core Insert

- Specify Tip Capacity

GunJet® SPRAY GUNS AND ACCESSORIES

TRIGGER VALVE EXTENSIONS—
Less Tip, Strainer and Cap

7715

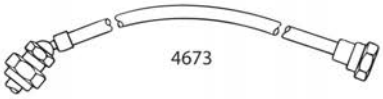
4673


6671

9527

22665

7715-8	8"/20 cm Straight Extension
7715-18	18"/46 cm Straight Extension
7715-24	24"/61 cm Straight Extension
7715-30	30"/76 cm Straight Extension
7715-36	36"/91 cm Straight Extension
7715-48	48"/122 cm Straight Extension
4673-8	8"/20 cm Curved Extension with Adjustable Body
4673-18	18"/46 cm Curved Extension with Adjustable Body
4673-24	24"/61 cm Curved Extension with Adjustable Body
4673-30	30"/76 cm Curved Extension with Adjustable Body
4673-36	36"/91 cm Curved Extension with Adjustable Body
4673-48	48"/122 cm Curved Extension with Adjustable Body
6671-8	8"/20 cm Curved Extension with Fixed Nozzle Body
6671-18	18"/46 cm Curved Extension with Fixed Nozzle Body
6671-24	24"/61 cm Curved Extension with Fixed Nozzle Body
6671-30	30"/76 cm Curved Extension with Fixed Nozzle Body
6671-36	36"/91 cm Curved Extension with Fixed Nozzle Body
6671-48	48"/122 cm Curved Extension with Fixed Nozzle Body
9527-8	8"/20 cm High Pressure Curved Extension
9527-18	18"/46 cm High Pressure Curved Extension
9527-24	24"/61 cm High Pressure Curved Extension
9527-36	36"/91 cm High Pressure Curved Extension
9527-48	48"/122 cm High Pressure Curved Extension
22665-15-PP	TriggerJet Extension (15"/38 cm)
22665-24-PP	TriggerJet Extension (24"/610 cm)

TeeJet® TECHNOLOGIES TANK AGITATION AND CONTAINER RINSING NOZZLES

JET AGITATORS & EDUCTORS

6290

6290SC

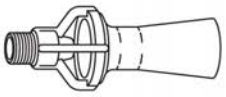
Y33180-PP, Y9270-PP & 46550-PP

6290-*	Brass
6290-*-SS	Stainless Steel
6290SC-*	With Suction Caps, Brass
6290SC-*-SS	With Suction Caps, Stainless Steel
Y33180-PP and Y9270-PP	Eductor Nozzle
46550-1/4-PP	Eductor Nozzle
46550-1-1/2-PP	Eductor Nozzle

TANK & CONTAINER RINSING NOZZLES

55270

D41892

23240

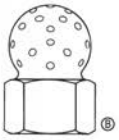
VSM

(B)55270-1/2-11-POM	Tank Rinsing Nozzle
(B)55270-3/4-18-POM	Tank Rinsing Nozzle
D41892-(B)1/2-POM-6	Rotary Tank Rinsing Nozzle
23240-3-316SS-5.7-316SS	Container Rinsing Nozzle
23240-3-316SS-7-316SS	Container Rinsing Nozzle
(B)VSM-1/2	Nylon 28, 44, 90 Container Rinsing Nozzle

Nozzle Systems For 1992 And Newer Spra-Coupes

Nozzle System For 1992 and Newer Spra-Coupes		
Ref. No.	**Part No.**	**Description**
1	6660072	Single Nozzle Body w/ 8 & 7
2	6660071	Double Nozzle Body w/ 8 & 7
3	WR55300	Nut
4	6626122	Lower Bracket
5	6626121	Upper Bracket
6	WR55170	Bolt
7	6633638	Diaphragm
8	6633637	Retainer / End Cap
9	SS8079-PP-50	Screen SS 50 Mesh
9	SS8079-PP-100	Screen SS 100 Mesh
10	6630910	Gasket Seat - EPDM

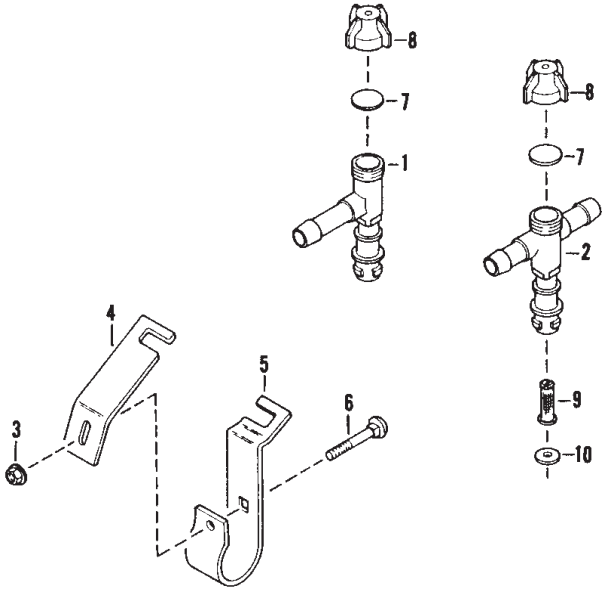

Nozzle Systems For 1991 And Older Spra-Coupes
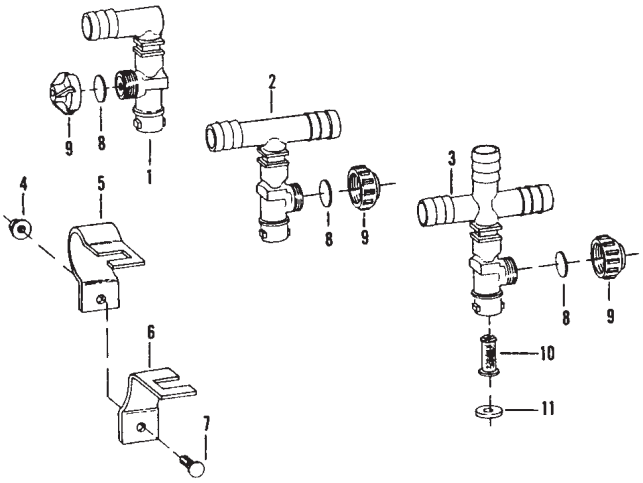
Nozzle System For 1991 and Older Spra-Coupes		
Ref. No.	**Part No.**	**Description**
1	6652826	Single Nozzle Body /w 8 & 9
2	6652827	Double Nozzle Body /w 8 & 9
3	6652828	Triple Nozzle Body /w 8 & 9
4	WR55343	Nut
5	6625364	Bracket
6	6625365	Bracket
7	WR55109	Bolt
7	6633638	Diaphragm
9	6633637	Retainer / End Cap
10	SS8079-PP-50	Screen SS 50 Mesh
10	SS8079-PP-100	Screen SS 100 Mesh
11	6630910	Gasket Seat - EPDM